

Mining Lands Monthly Activity Report - August 2019

YUKON STATISTICS

Quartz claims staked	81	Royalties (troy oz.)		13,928.950
Placer claims staked	367	Royalties (dollars)	\$	5,223.65
Prospecting leases staked	20	Total revenue for the month	\$	101,093.05

Fiscal Revenue to date:
\$ 401,312.52

REVENUE SUMMARY	Quartz	Coal	Placer	Dredging	MLU	Other	Total
Dawson	\$ 24,195.00	\$ -	\$ 13,719.62	\$ -	\$ 500.00	\$ 143.30	\$ 38,557.92
Mayo	\$ 14,454.20	\$ -	\$ 7,901.84	\$ -	\$ -	\$ 37.80	\$ 22,393.84
Watson Lake	\$ 1,603.50	\$ -	\$ 40.00	\$ -	\$ 750.00	\$ -	\$ 2,393.50
Whitehorse	\$ 28,959.00	\$ -	\$ 8,524.19	\$ -	\$ -	\$ 264.60	\$ 37,747.79
Total Revenue	\$ 69,211.70	\$ -	\$ 30,185.65	\$ -	\$ 1,250.00	\$ 445.70	\$ 101,093.05

ACTIVE DISPOSITIONS	Quartz Claims	Quartz Leases	Placer Claims	Placer Leases	Dredging	Coal Leases	Coal Permits	Coal Licenses	Iron & Mica	Total Dispos.
Dawson	46,277	93	18,580	105	3	0	0	0	0	65,058
Mayo	61,020	843	3,816	52	0	0	0	5	525	66,261
Watson Lake	23,312	231	35	0	0	0	0	0	0	23,578
Whitehorse	44,661	312	5,366	50	0	8	0	15	0	50,412
Totals	175,270	1,479	27,797	207	3	8	0	20	525	205,309

PLACER	Dawson	Mayo	Watson	Whse	Total
Claims Lapsed/Refused	10	7	0	5	22
Renewals (Claim Years)	669.00	438.50	0.00	425.00	1,533
Claims Staked	92	180	0	95	367
Total Claims Staked to Date (Fiscal)	636	206	0	109	951

ROYALTIES	Troy Oz	\$
Dawson	10,385.660	\$ 3,894.62
Mayo	2.230	\$ 0.84
Watson	0.000	\$ -
Whitehorse	3,541.060	\$ 1,328.19
Total	13,928.950	\$ 5,223.65
Total - YTD	28,073.332	\$ 10,528.79

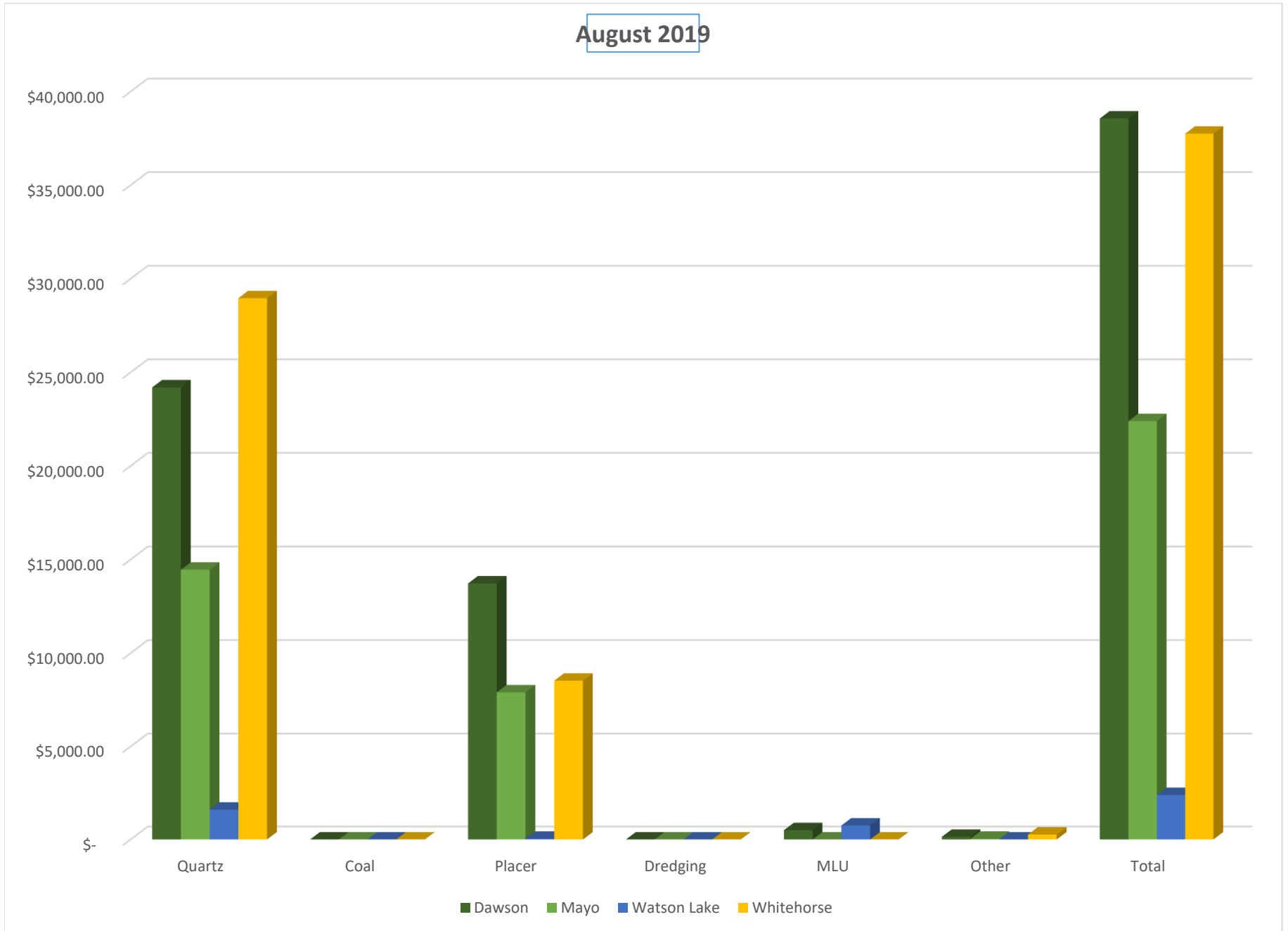
QUARTZ	Dawson	Mayo	Watson	Whse	Total
Claims Lapsed/Refused	319	105	0	55	479
Renewals (Claim Years)	3,158.50	242.00	0.00	327.00	3,727.50
Claims Staked	24	21	0	36	81
Total Claims Staked to Date (Fiscal)	235	302	8	197	742

OTHER	Dawson	Mayo	Watson	Whse	Total
Prospecting Leases Staked	12	6	0	2	20
Dredging Lease Applic.	0	0	0	0	0

MINING LAND USE	Dawson	Mayo	Watson	Whse	Total	CLASS 1 Notifications	Dawson	Mayo	Watson	Whse	Total
Quartz Mining Land Use Applic.	1	0	2	0	3	Qtz Notification Received	2	0	0	4	6
Quartz Approvals Issued	0	0	2	0	2	Qtz Notification Approved	7	0	1	3	11
Placer Mining Land Use Applic.	0	0	0	0	0	Placer Notification Received	28	0	0	6	34
Placer Approvals Issued	1	0	0	0	1	Placer Notification Approved	39	0	0	4	43

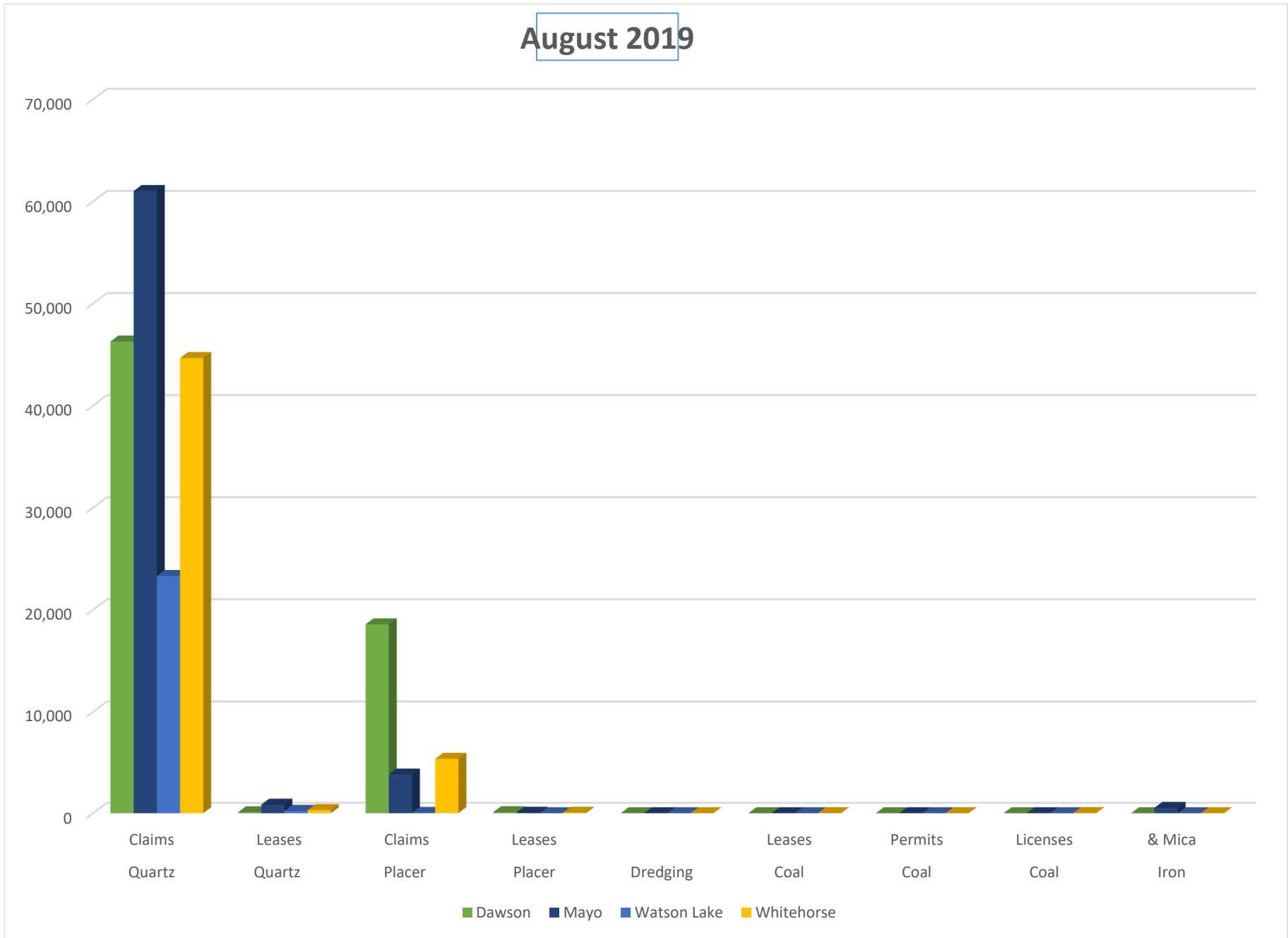
Revenue Summary

August 2019



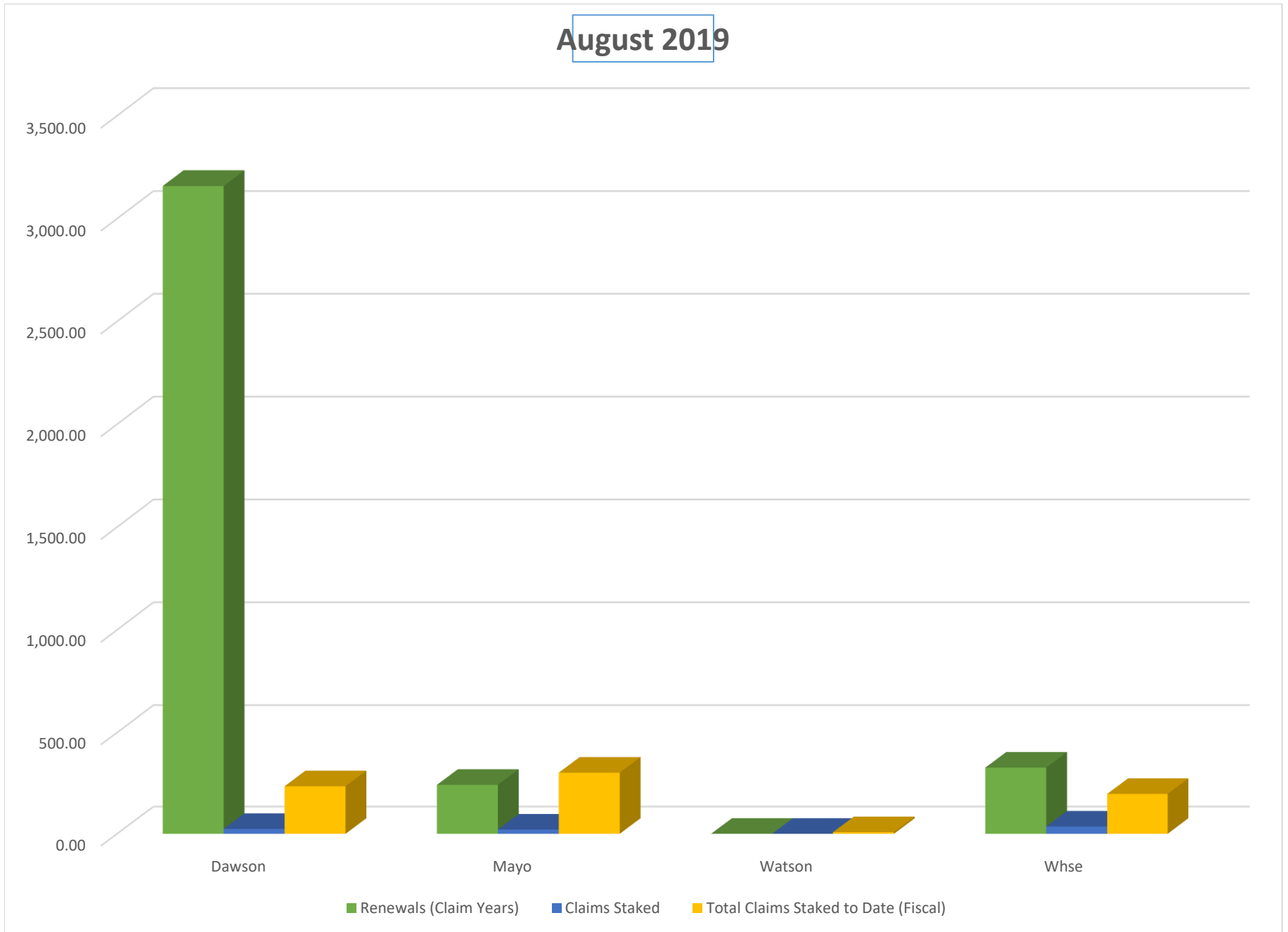
Active Dispositions

August 2019



Quartz Activity

August 2019



Placer Activity

August 2019

