



Delta-P Test Corp.

Drill Stem Test Report

Northern Cross (Yukon) Ltd.

October 12, 2012

**NCY E Chance E-78
Fishing Branch
Well License:**

**300E786610137000
489.00 - 499.00 mKB
1129**

**DST # 6
AFE#: 1c-020-D02
Invoice# : 2009**

Friday, October 12, 2012
 NCY E Chance E-78
 300E786610137000
 Fishing Branch / 489 m - 499 m
 DST # 6



CLOSED CHAMBER REPORT SUMMARY

FLOW AND SHUT-IN TIMES (minutes)

Flow #1	= 11.0	Shut-In #1	= 45.0
Flow #2	= 30.0	Shut-In #2	= 60.0
Flow #3	= 17.3	Shut-In #3	= 12.0

FLOW RATES (m3/D)

		GAS	LIQUID
Flow #1	initial	0.00	8.50
	final	0.00	8.60
Flow #2	initial	0.00	10.00
	final	0.00	3.00
Flow #3	initial	0.00	3.00
	final	0.00	0.98

RECOVERY

LENGTH (m)	VOLUME (m3)	LIQUID DENSITY	DESCRIPTION
42.00	0.12	12	Mud from tool opening prior to inflating pack
86.00	0.24	12.00	Drilling mud
128	0.36	12.00 (avg)	TOTAL RECOVERY

Friday, October 12, 2012
NCY E Chance E-78
300E786610137000
Fishing Branch / 489 m - 499 m
DST # 6



COMMENTS

Surface pressures and flow rates for all phases of production have been recorded on a minute by minute basis throughout all three flow periods. The results in both tabular and graphical form are contained in the following report.

During the preflow the surface pressure increased from 96.22 kPa to 96.63 kPa through 10 minutes indicating low rate liquid influx.

The surface pressure increased from 96.16 kPa to 96.45 on the main flow period through 30 minutes indicating low rate liquid influx.

The tool was opened for a third flow to maximize recovery with surface pressure increasing from 96.34 kPa to 96.58 kPa indicating low rate liquid influx.

The top of the recovery was encountered at 128 m above the test tool and consisted of 128 m of drilling mud. A total of 86 m entered during this test and the remaining 42 m entered when the test tool opened prior to inflating the packers while working tight hole.

Analysis for liquid influx during this test was undertaken utilizing pressure data from the liquid recovery recorder # 77044 in conjunction with the surface pressure data. An iterative method of calculation has been employed that compares the two data files every fifteen seconds. A simple computation using the reported recovery indicates a recovery gradient of 12 kPa/m, which is reasonable for drilling mud and the reported recovery is therefore verified. Detailed calculations for the preflow period show that 38 m (0.1064 m³) entered, 40 m (0.112 m³) entered during the main flow and 8 m (0.022 m³) entered during the third flow.

Detailed rates for both phases may be found in the following tables.

Recovery analysis:

	Rw (ohm-m @ 25 C)
Mud tank sample	0.86
Top	0.89
Bottom hole sampler	0.85

All Delta-P electronic recorders and the Real Time recorder have been converted and included in this report.

The bottom hole temperature was recorded as 12 degrees Celsius.



NCY E Chance E-78
Fishing Branch

300E786610137000
489.00 to 499.00 mKB

DST # 6
AFE#: 1c-020-DI
Job#: 2009

General Information					
Well License	1129	Test Type	Inflate Straddle		
Client Representative	Justin Cobain / Rod Bere	Total Depth	955.0 m	Hole Condition	Poor
Phone Number	0	K.B Elevation	609.70 m	Hole Deviation	No
Head Office Contact	John Gray	Ground Elevation	604.79 m	Cushion?	No
Office Phone Number	403-237-0055	Drill Pipe I.D.	82.30 mm	Tool Chased?	No
Office Fax Number		Heavy Weight I.D.	0.00 mm	Mud Drop?	No
DST Supervisor	Joe Buziak	Drill Collar I.D.	60.00 mm	Mud Type	Gel/chem
DST Unit #	908	Bore Hole Size	222.00 mm	Mud Weight	1250 kg/m3
DST Unit Phone #	403-396-2633	Element Rubber	196.00 mm	Mud Viscosity	70 s/l
Drilling Contractor	NCY	Bottom Hole Choke	19.05 mm	Water Loss	8.3 cm3
Rig #	1			Mud Hydrostatic	12.26 kPa/m

Preflow Comments:
See closed chamber report
Mainflow Comments:
See closed chamber report
Additional Comments:
Tool opened while working tight hole prior to inflating packers

Recovery Information			
Lab Company	Core Lab		
Total Fluid Recovered	128 m		
Length	Description	Salinity (ppm)	pH
128 m	of Drilling mud	0	0
All samples left on location.			
Total Fluid Samples (Including mud tank sample)		5 Sample Bottles	
Bottom Hole Sampler Serial Numbers:			
Gas Bomb Serial Number(s) Preflow			
Gas Bomb Serial Number(s) Mainflow			
Gas Bomb Serial Number(s) Third flow			

**NCY E Chance E-78
Fishing Branch**
**300E786610137000
489.00 to 499.00 mKB**
**DST # 6
AFE#: 1c-020-D0
Job#: 2009**

Tool Description	Length (m)	Ser#
Marker Sub	0.00	
Pump Out Sub (Pin Act.)	0.31	
Cross Over Sub	0.31	
Pump Out Sub (Press. Act)	0.31	
Fluid Recorder	1.31	77044
Hydraulic Shut-in Tool	2.06	
Fluid Sampler	1.00	0
Inside Recorder	1.31	76758
WTD Recorder	5.84	
Jars	1.82	
Safety Joint	0.69	
Pump	2.55	
Screen	1.05	
Top Packer	1.67	
T.C.	0.72	
Bundle Carrier	1.25	
Outside #1		76884
Outside #2		76301
Inflate Recorder		76903
Blank Spacing	7.51	
Crossover Sub	0.00	
Drill Collars	0.00	
Crossover Sub	0.00	
Stub	0.55	
Bottom Packer	1.71	
Below Straddle Recorder		0
Belly Spring	2.20	
Tool Above Interval	20.23 m	
DST Tool Length	34.17 m	
Test Interval Length	10.03 m	

Test Time, Pressure, and Flow Summary			
Recorder:	Outside #1	Recorder Ser # 76884	Depth 501 m

Times			
Preflow :	17:24:00 to 17:35:00	Duration:	11.0 min.
Mainflow :	18:21:00 to 18:51:00	Duration:	30.0 min.
ThirdFlow :	19:53:00 to 20:10:00	Duration:	17.0 min.
Initial Shutin :	17:35:00 to 18:20:00	Duration:	45.0 min.
Final Shutin:	18:51:00 to 19:53:00	Duration:	62.0 min.
Third Shutin:	20:10:00 to 20:24:00	Duration:	14.0 min.

Pressures (kPa)			
Preflow:	1379 kPa to 1348 kPa	Initial Shutin:	2142 kPa
Mainflow :	1381 kPa to 1796 kPa	Final Shutin:	2130 kPa
Thirdflow:	1820 kPa to 1899 kPa	Third Shutin:	2111 kPa
Initial Hydrostatic:	5976 kPa	Final Hydrostatic:	5873 kPa

MAINFLOW: Gas Flow Rates

Time	Orifice Size	Flow Pressure	Flow Rates
5 min	mm	kPa	m3/D
10 min	mm	kPa	m3/D
15 min	mm	kPa	m3/D
20 min	mm	kPa	m3/D
25 min	mm	kPa	m3/D
30 min	mm	kPa	m3/D
35 min	mm	kPa	m3/D
40 min	mm	kPa	m3/D
45 min	mm	kPa	m3/D
50 min	mm	kPa	m3/D
55 min	mm	kPa	m3/D
60 min	mm	kPa	m3/D
65 min	mm	kPa	m3/D
70 min	mm	kPa	m3/D
75 min	mm	kPa	m3/D
80 min	mm	kPa	m3/D
85 min	mm	kPa	m3/D
90 min	mm	kPa	m3/D
95 min	mm	kPa	m3/D
100 min	mm	kPa	m3/D
105 min	mm	kPa	m3/D
110 min	mm	kPa	m3/D
115 min	mm	kPa	m3/D
120 min	mm	kPa	m3/D

Test Tool String Weights

Tool Weight	2000 daN	Hole Drag Down	3000 daN
Initial String Weight	26000 daN	Hole Drag Up	4000 daN
Unseated String	26000 daN	Weight to Open	5000 daN

Friday, October 12, 2012
 NCY E Chance E-78
 300E786610137000
 Fishing Branch / 489 m - 499 m
 DST # 6



FLOW DATA

Test Time (24 Hr.)	Flow Time (min)	Surface Dp/Dt (KPa/mn)	Surface Pressure (KPabs)	Recovery Dp/Dt (KPa/mn)	Recovery Pressure (KPabs)	Liquid Rate (m3/D)	Gas Rate (m3/D)
Start Flow #1							
17:24:08	0.00	0.00	96.22	-	-	-	0.00
17:24:23	0.25	0.37	96.31	0.00	577.26	0.00	0.00
17:24:38	0.50	0.20	96.36	96.69	601.43	32.73	0.00
17:24:53	0.75	0.24	96.42	315.30	680.25	107.00	0.00
17:25:08	1.00	0.00	96.42	70.79	697.95	24.10	0.00
17:25:23	1.25	0.04	96.43	25.05	704.22	8.47	0.00
17:25:38	1.50	0.16	96.47	8.71	706.39	2.93	1.92
17:25:53	1.75	0.24	96.53	59.07	721.16	20.03	0.00
17:26:08	2.00	0.00	96.53	72.43	739.27	24.59	0.00
17:26:23	2.25	-0.08	96.51	40.98	749.51	13.84	0.00
17:26:38	2.50	0.00	96.51	-12.99	746.27	0.00	0.00
17:26:53	2.75	0.12	96.54	73.20	764.56	24.92	0.00
17:27:08	3.00	0.08	96.56	70.38	782.16	23.78	0.00
17:27:23	3.25	0.24	96.62	22.92	787.89	7.82	0.00
17:27:38	3.50	0.04	96.63	35.84	796.85	12.05	0.00
17:27:53	3.75	0.16	96.67	35.01	805.60	11.89	0.00
17:28:08	4.00	0.24	96.73	25.43	811.96	8.47	0.00
17:28:23	4.25	0.00	96.73	42.35	822.55	14.49	0.00
17:28:38	4.50	0.08	96.75	32.35	830.63	10.91	0.00
17:28:53	4.75	0.04	96.76	28.03	837.64	9.45	0.00
17:29:08	5.00	0.00	96.76	54.36	851.23	18.57	0.00
17:29:23	5.25	0.08	96.78	40.52	861.36	13.68	0.00
17:29:38	5.50	0.08	96.80	36.27	870.43	12.21	0.00
17:29:53	5.75	-0.08	96.78	34.37	879.02	11.73	0.00
17:30:08	6.00	0.08	96.80	36.19	888.07	12.38	0.00
17:30:23	6.25	-0.08	96.78	34.55	896.70	11.73	0.00
17:30:38	6.50	0.08	96.80	35.22	905.51	11.89	0.00
17:30:53	6.75	-0.16	96.76	35.21	914.31	12.05	0.00
17:31:08	7.00	0.08	96.78	29.58	921.71	9.93	0.00
17:31:23	7.25	0.00	96.78	29.55	929.10	10.10	0.00
17:31:38	7.50	-0.12	96.75	28.88	936.32	9.93	0.00
17:31:53	7.75	0.04	96.76	21.54	941.70	7.17	0.00
17:32:08	8.00	-0.04	96.75	29.31	949.03	10.10	0.00

Friday, October 12, 2012
 NCY E Chance E-78
 300E786610137000
 Fishing Branch / 489 m - 499 m
 DST # 6



Test Time (24 Hr.)	Flow Time (min)	Surface Dp/Dt (KPa/mn)	Surface Pressure (KPabs)	Recovery Dp/Dt (KPa/mn)	Recovery Pressure (KPabs)	Liquid Rate (m3/D)	Gas Rate (m3/D)
17:32:23	8.25	0.00	96.75	28.62	956.18	9.61	0.00
17:32:38	8.50	0.04	96.76	25.58	962.58	8.79	0.00
17:32:53	8.75	-0.04	96.75	27.66	969.50	9.28	0.00
17:33:08	9.00	-0.08	96.73	29.70	976.92	10.10	0.00
17:33:23	9.25	0.00	96.73	27.96	983.91	9.61	0.00
17:33:38	9.50	0.00	96.73	26.89	990.64	9.12	0.00
17:33:53	9.75	0.08	96.75	28.97	997.88	9.77	0.00
17:34:08	10.00	-0.08	96.73	27.55	1004.76	9.45	0.00
17:34:23	10.25	-0.08	96.71	26.04	1011.27	8.79	0.00
17:34:38	10.50	-0.08	96.69	28.80	1018.47	9.77	0.00
17:34:53	10.75	-0.08	96.67	26.71	1025.15	9.12	0.00
17:35:08	11.00	-0.16	96.63	25.06	1031.42	8.63	0.00

End Flow #1

17:35:23	0.25	-0.28	96.56	0.00	1038.41	0.00	0.00
17:35:38	0.50	-0.12	96.53	-47.92	1026.43	0.00	0.00
17:35:53	0.75	-0.24	96.47	-126.25	994.86	0.00	0.00
17:36:08	1.00	-0.28	96.40	7.42	996.72	2.61	0.00
17:36:23	1.25	-0.08	96.38	-2.10	996.20	0.00	0.00
17:36:38	1.50	-0.08	96.36	-2.64	995.54	0.00	0.00
17:36:53	1.75	-0.20	96.31	-1.84	995.08	0.00	0.00
17:37:08	2.00	-0.08	96.29	-2.08	994.56	0.00	0.00
17:37:23	2.25	-0.16	96.25	-1.55	994.17	0.00	0.00
17:37:38	2.50	0.08	96.27	-2.05	993.66	0.00	2.99
17:37:53	2.75	0.00	96.27	-2.51	993.03	0.00	0.00
17:38:08	3.00	0.08	96.29	-1.62	992.62	0.00	2.99
17:38:23	3.25	-0.16	96.25	-1.08	992.35	0.00	0.00
17:38:38	3.50	0.08	96.27	-2.58	991.71	0.00	3.15
17:38:53	3.75	-0.08	96.25	-2.12	991.18	0.00	0.00
17:39:08	4.00	0.08	96.27	-1.42	990.82	0.00	2.99
17:39:23	4.25	-0.08	96.25	-0.61	990.67	0.00	0.00
17:39:38	4.50	0.00	96.25	-0.73	990.49	0.00	0.00
17:39:53	4.75	0.00	96.25	-2.02	989.98	0.00	0.00
17:40:08	5.00	0.08	96.27	-1.00	989.73	0.00	2.82
17:40:23	5.25	0.00	96.27	-1.30	989.41	0.00	0.00
17:40:38	5.50	0.00	96.27	-1.63	989.00	0.00	0.00
17:40:53	5.75	0.00	96.27	-1.54	988.62	0.00	0.00
17:41:08	6.00	0.00	96.27	-0.86	988.40	0.00	0.00

Friday, October 12, 2012
 NCY E Chance E-78
 300E786610137000
 Fishing Branch / 489 m - 499 m
 DST # 6



Test Time (24 Hr.)	Flow Time (min)	Surface Dp/Dt (KPa/mn)	Surface Pressure (KPabs)	Recovery Dp/Dt (KPa/mn)	Recovery Pressure (KPabs)	Liquid Rate (m3/D)	Gas Rate (m3/D)
17:41:23	6.25	-0.08	96.25	-0.84	988.19	0.00	0.00
17:41:38	6.50	0.16	96.29	-1.36	987.85	0.00	5.33
17:41:53	6.75	-0.08	96.27	-1.10	987.58	0.00	0.00
17:42:08	7.00	0.00	96.27	-1.38	987.23	0.00	0.00
17:42:23	7.25	0.00	96.27	-1.81	986.78	0.00	0.00
17:42:38	7.50	0.08	96.29	-1.29	986.46	0.00	2.83
17:42:53	7.75	-0.16	96.25	-0.71	986.28	0.00	0.00
17:43:08	8.00	0.16	96.29	-1.77	985.84	0.00	5.33
17:43:23	8.25	-0.08	96.27	-1.03	985.58	0.00	0.00
17:43:38	8.50	0.00	96.27	-1.82	985.12	0.00	0.00
17:43:53	8.75	0.00	96.27	-1.17	984.83	0.00	0.00
17:44:08	9.00	0.00	96.27	-0.97	984.59	0.00	0.00
17:44:23	9.25	0.00	96.27	-1.54	984.20	0.00	0.00
17:44:38	9.50	0.00	96.27	-0.69	984.03	0.00	0.00
17:44:53	9.75	-0.16	96.23	-1.70	983.61	0.00	0.00
17:45:08	10.00	0.16	96.27	-1.14	983.32	0.00	5.17
17:45:23	10.25	0.00	96.27	-0.79	983.12	0.00	0.00
17:45:38	10.50	0.08	96.29	-0.78	982.93	0.00	2.67
17:45:53	10.75	-0.16	96.25	-2.60	982.28	0.00	0.00
17:46:08	11.00	0.08	96.27	-1.29	981.95	0.00	2.83
17:46:23	11.25	0.00	96.27	-1.50	981.58	0.00	0.00
17:46:38	11.50	-0.08	96.25	-0.63	981.42	0.00	0.00
17:46:53	11.75	0.08	96.27	-0.96	981.18	0.00	2.67
17:47:08	12.00	0.00	96.27	-1.48	980.81	0.00	0.00
17:47:23	12.25	0.00	96.27	-1.49	980.44	0.00	0.00
17:47:38	12.50	0.08	96.29	-1.53	980.06	0.00	2.99
17:47:53	12.75	-0.08	96.27	-1.54	979.67	0.00	0.00
17:48:08	13.00	0.08	96.29	-0.45	979.56	0.00	2.50
17:48:23	13.25	-0.08	96.27	-1.04	979.30	0.00	0.00
17:48:38	13.50	0.08	96.29	-1.30	978.97	0.00	2.83
17:48:53	13.75	0.00	96.29	-0.67	978.80	0.00	0.00
17:49:08	14.00	0.00	96.29	-1.15	978.52	0.00	0.00
17:49:23	14.25	0.00	96.29	-1.28	978.20	0.00	0.00
17:49:38	14.50	-0.08	96.27	-0.83	977.99	0.00	0.00
17:49:53	14.75	0.00	96.27	-1.11	977.71	0.00	0.00
17:50:08	15.00	0.08	96.29	-1.28	977.39	0.00	2.83
17:50:23	15.25	-0.16	96.25	-0.57	977.25	0.00	0.00
17:50:38	15.50	0.08	96.27	-0.77	977.06	0.00	2.50
17:50:53	15.75	0.00	96.27	-0.99	976.81	0.00	0.00

Friday, October 12, 2012
 NCY E Chance E-78
 300E786610137000
 Fishing Branch / 489 m - 499 m
 DST # 6



Test Time (24 Hr.)	Flow Time (min)	Surface Dp/Dt (KPa/mn)	Surface Pressure (KPabs)	Recovery Dp/Dt (KPa/mn)	Recovery Pressure (KPabs)	Liquid Rate (m3/D)	Gas Rate (m3/D)
17:51:08	16.00	0.08	96.29	-0.92	976.58	0.00	2.83
17:51:23	16.25	-0.16	96.25	-0.65	976.42	0.00	0.00
17:51:38	16.50	0.08	96.27	-1.02	976.17	0.00	2.67
17:51:53	16.75	0.00	96.27	-1.20	975.87	0.00	0.00
17:52:08	17.00	-0.16	96.23	-0.67	975.70	0.00	0.00
17:52:23	17.25	0.16	96.27	-0.42	975.60	0.00	5.01
17:52:38	17.50	-0.08	96.25	-0.72	975.42	0.00	0.00
17:52:53	17.75	0.00	96.25	-0.96	975.18	0.00	0.00
17:53:08	18.00	0.00	96.25	-1.09	974.90	0.00	0.00
17:53:23	18.25	0.08	96.27	-0.87	974.68	0.00	2.67
17:53:38	18.50	-0.08	96.25	-1.08	974.41	0.00	0.00
17:53:53	18.75	0.00	96.25	0.40	974.51	0.16	0.00
17:54:08	19.00	0.00	96.25	-0.98	974.27	0.00	0.00
17:54:23	19.25	0.00	96.25	-1.31	973.94	0.00	0.00
17:54:38	19.50	-0.08	96.23	-0.36	973.85	0.00	0.00
17:54:53	19.75	0.08	96.25	-1.08	973.58	0.00	2.67
17:55:08	20.00	-0.08	96.23	-0.68	973.41	0.00	0.00
17:55:23	20.25	0.08	96.25	-1.11	973.14	0.00	2.83
17:55:38	20.50	0.00	96.25	-0.63	972.98	0.00	0.00
17:55:53	20.75	-0.08	96.23	-0.72	972.80	0.00	0.00
17:56:09	21.00	0.00	96.23	-0.60	972.65	0.00	0.00
17:56:23	21.25	0.16	96.27	-0.48	972.53	0.00	4.85
17:56:39	21.50	0.00	96.27	-1.09	972.25	0.00	0.00
17:56:53	21.75	0.00	96.27	-1.14	971.97	0.00	0.00
17:57:09	22.00	-0.16	96.23	-0.47	971.85	0.00	0.00
17:57:24	22.25	0.08	96.25	-0.85	971.64	0.00	2.67
17:57:39	22.50	0.00	96.25	-0.91	971.41	0.00	0.00
17:57:54	22.75	-0.08	96.23	0.00	971.41	0.00	0.00
17:58:09	23.00	0.08	96.25	-0.90	971.19	0.00	2.67
17:58:24	23.25	0.00	96.25	-0.02	971.18	0.00	0.00
17:58:39	23.50	0.08	96.27	-0.52	971.05	0.00	2.67
17:58:54	23.75	-0.08	96.25	-1.73	970.62	0.00	0.00
17:59:09	24.00	0.00	96.25	0.13	970.65	0.00	0.00
17:59:24	24.25	0.08	96.27	-0.49	970.53	0.00	2.51
17:59:39	24.50	-0.08	96.25	-0.72	970.35	0.00	0.00
17:59:54	24.75	0.00	96.25	-0.25	970.29	0.00	0.00
18:00:09	25.00	-0.08	96.23	-0.08	970.27	0.00	0.00
18:00:24	25.25	0.08	96.25	-1.21	969.96	0.00	2.67
18:00:39	25.50	0.00	96.25	-0.53	969.83	0.00	0.00

Friday, October 12, 2012
 NCY E Chance E-78
 300E786610137000
 Fishing Branch / 489 m - 499 m
 DST # 6



Test Time (24 Hr.)	Flow Time (min)	Surface Dp/Dt (KPa/mn)	Surface Pressure (KPabs)	Recovery Dp/Dt (KPa/mn)	Recovery Pressure (KPabs)	Liquid Rate (m3/D)	Gas Rate (m3/D)
18:00:54	25.75	0.00	96.25	-0.37	969.74	0.00	0.00
18:01:09	26.00	0.00	96.25	-0.89	969.52	0.00	0.00
18:01:24	26.25	-0.08	96.23	-0.64	969.36	0.00	0.00
18:01:39	26.50	0.08	96.25	0.16	969.40	0.00	2.35
18:01:54	26.75	-0.08	96.23	-0.22	969.35	0.00	0.00
18:02:09	27.00	0.00	96.23	-0.53	969.21	0.00	0.00
18:02:24	27.25	0.00	96.23	-0.95	968.97	0.00	0.00
18:02:39	27.50	-0.04	96.22	-0.48	968.85	0.00	0.00
18:02:54	27.75	0.04	96.23	-0.50	968.73	0.00	1.50
18:03:09	28.00	0.00	96.23	-0.35	968.64	0.00	0.00
18:03:24	28.25	-0.04	96.22	-0.57	968.50	0.00	0.00
18:03:39	28.50	0.04	96.23	-0.76	968.31	0.00	1.50
18:03:54	28.75	0.00	96.23	-0.56	968.17	0.00	0.00
18:04:09	29.00	0.00	96.23	-0.15	968.13	0.00	0.00
18:04:24	29.25	0.08	96.25	-0.68	967.96	0.00	2.51
18:04:39	29.50	-0.08	96.23	-0.96	967.72	0.00	0.00
18:04:54	29.75	-0.04	96.22	-0.80	967.52	0.00	0.00
18:05:09	30.00	0.00	96.22	0.08	967.54	0.16	0.00
18:05:24	30.25	0.12	96.25	-0.05	967.52	0.00	3.68
18:05:39	30.50	-0.08	96.23	-0.55	967.39	0.00	0.00
18:05:54	30.75	-0.04	96.22	-0.18	967.34	0.00	0.00
18:06:09	31.00	0.04	96.23	-0.69	967.17	0.00	1.50
18:06:24	31.25	-0.04	96.22	-0.66	967.00	0.00	0.00
18:06:39	31.50	0.12	96.25	-0.70	966.83	0.00	3.84
18:06:54	31.75	-0.08	96.23	-0.49	966.71	0.00	0.00
18:07:09	32.00	-0.04	96.22	-0.58	966.56	0.00	0.00
18:07:24	32.25	0.04	96.23	-0.03	966.56	0.00	1.17
18:07:39	32.50	-0.04	96.22	-0.27	966.49	0.00	0.00
18:07:54	32.75	-0.08	96.20	-0.57	966.35	0.00	0.00
18:08:09	33.00	0.00	96.20	0.23	966.40	0.00	0.00
18:08:24	33.25	0.08	96.22	-1.18	966.11	0.00	2.67
18:08:39	33.50	-0.08	96.20	-0.67	965.94	0.00	0.00
18:08:54	33.75	0.08	96.22	-0.71	965.77	0.00	2.51
18:09:09	34.00	-0.08	96.20	-0.61	965.61	0.00	0.00

End Shut-In #1

18:09:24	0.25	0.00	96.20	-	-	-	0.00
----------	------	------	-------	---	---	---	------

Friday, October 12, 2012
 NCY E Chance E-78
 300E786610137000
 Fishing Branch / 489 m - 499 m
 DST # 6



Test Time (24 Hr.)	Flow Time (min)	Surface Dp/Dt (KPa/mn)	Surface Pressure (KPabs)	Recovery Dp/Dt (KPa/mn)	Recovery Pressure (KPabs)	Liquid Rate (m3/D)	Gas Rate (m3/D)
18:09:54	0.75	-0.20	96.18	-	-	-	0.00
18:10:09	1.00	0.08	96.20	-	-	-	2.60
18:10:24	1.25	0.08	96.22	-	-	-	2.60
18:10:39	1.50	-0.08	96.20	-	-	-	0.00
18:10:54	1.75	0.08	96.22	-	-	-	2.60
18:11:09	2.00	-0.08	96.20	-	-	-	0.00
18:11:24	2.25	-0.08	96.18	-	-	-	0.00
18:11:39	2.50	0.00	96.18	-	-	-	0.00
18:11:54	2.75	0.20	96.23	-	-	-	6.50
18:12:09	3.00	-0.12	96.20	-	-	-	0.00
18:12:24	3.25	0.00	96.20	-	-	-	0.00
18:12:39	3.50	0.00	96.20	-	-	-	0.00
18:12:54	3.75	-0.08	96.18	-	-	-	0.00
18:13:09	4.00	0.16	96.22	-	-	-	5.20
18:13:24	4.25	-0.16	96.18	-	-	-	0.00
18:13:39	4.50	0.08	96.20	-	-	-	2.60
18:13:54	4.75	-0.16	96.16	-	-	-	0.00
18:14:09	5.00	0.16	96.20	-	-	-	5.20
18:14:24	5.25	0.08	96.22	-	-	-	2.60
18:14:39	5.50	-0.08	96.20	-	-	-	0.00
18:14:54	5.75	0.00	96.20	-	-	-	0.00
18:15:09	6.00	-0.08	96.18	-	-	-	0.00
18:15:24	6.25	0.00	96.18	-	-	-	0.00
18:15:39	6.50	0.08	96.20	-	-	-	2.60
18:15:54	6.75	-0.08	96.18	-	-	-	0.00
18:16:09	7.00	-0.08	96.16	-	-	-	0.00
18:16:24	7.25	0.16	96.20	-	-	-	5.20
18:16:39	7.50	0.00	96.20	-	-	-	0.00
18:16:54	7.75	0.00	96.20	-	-	-	0.00
18:17:09	8.00	-0.08	96.18	-	-	-	0.00
18:17:24	8.25	0.08	96.20	-	-	-	2.60
18:17:39	8.50	0.00	96.20	-	-	-	0.00
18:17:54	8.75	0.00	96.20	-	-	-	0.00
18:18:09	9.00	-0.08	96.18	-	-	-	0.00
18:18:24	9.25	0.00	96.18	-	-	-	0.00
18:18:39	9.50	0.00	96.18	-	-	-	0.00
18:18:54	9.75	0.00	96.18	-	-	-	0.00
18:19:09	10.00	0.00	96.18	-	-	-	0.00

Friday, October 12, 2012
 NCY E Chance E-78
 300E786610137000
 Fishing Branch / 489 m - 499 m
 DST # 6



Test Time (24 Hr.)	Flow Time (min)	Surface Dp/Dt (KPa/mn)	Surface Pressure (KPabs)	Recovery Dp/Dt (KPa/mn)	Recovery Pressure (KPabs)	Liquid Rate (m3/D)	Gas Rate (m3/D)
18:19:39	10.50	0.00	96.18	-	-	-	0.00
18:19:54	10.75	0.00	96.18	-	-	-	0.00
18:20:09	11.00	0.00	96.18	-	-	-	0.00
18:20:24	11.25	-0.08	96.16	-	-	-	0.00
18:20:39	11.50	0.08	96.18	-	-	-	2.60
18:20:54	11.75	0.00	96.18	-	-	-	0.00

Start Flow #2

18:21:09	0.00	-0.08	96.16	-	-	-	0.00
18:21:24	0.25	0.08	96.18	0.00	967.66	0.00	0.00
18:21:39	0.50	0.20	96.23	89.63	990.07	30.29	0.00
18:21:54	0.75	0.24	96.29	-24.01	984.07	0.00	15.11
18:22:09	1.00	0.45	96.40	-7.72	982.14	0.00	15.63
18:22:24	1.25	0.20	96.45	-7.59	980.24	0.00	8.45
18:22:39	1.50	0.16	96.49	107.07	1007.01	36.32	0.00
18:22:54	1.75	0.16	96.53	256.97	1071.25	87.13	0.00
18:23:09	2.00	0.12	96.56	35.54	1080.14	12.05	0.00
18:23:24	2.25	0.16	96.60	31.37	1087.98	10.59	0.00
18:23:39	2.50	0.08	96.62	29.65	1095.39	10.10	0.00
18:23:54	2.75	0.00	96.62	31.22	1103.20	10.59	0.00
18:24:09	3.00	0.12	96.65	28.55	1110.33	9.61	0.00
18:24:24	3.25	-0.08	96.63	28.37	1117.43	9.61	0.00
18:24:39	3.50	0.08	96.65	29.58	1124.82	10.10	0.00
18:24:54	3.75	0.08	96.67	26.41	1131.42	8.96	0.00
18:25:09	4.00	0.00	96.67	25.80	1137.88	8.79	0.00
18:25:24	4.25	-0.08	96.65	26.09	1144.40	8.79	0.00
18:25:39	4.50	0.00	96.65	24.93	1150.63	8.47	0.00
18:25:54	4.75	0.08	96.67	25.18	1156.93	8.47	0.00
18:26:09	5.00	0.08	96.69	25.26	1163.24	8.63	0.00
18:26:24	5.25	-0.16	96.65	23.02	1169.00	7.82	0.00
18:26:39	5.50	0.08	96.67	23.65	1174.91	8.14	0.00
18:26:54	5.75	0.00	96.67	22.88	1180.63	7.65	0.00
18:27:09	6.00	-0.08	96.65	17.19	1184.93	5.86	0.00
18:27:24	6.25	0.00	96.65	19.44	1189.79	6.68	0.00
18:27:39	6.50	0.00	96.65	22.54	1195.42	7.65	0.00
18:27:54	6.75	-0.08	96.63	22.27	1200.99	7.49	0.00
18:28:09	7.00	0.08	96.65	22.80	1206.69	7.82	0.00

Friday, October 12, 2012
 NCY E Chance E-78
 300E786610137000
 Fishing Branch / 489 m - 499 m
 DST # 6



Test Time (24 Hr.)	Flow Time (min)	Surface Dp/Dt (KPa/mn)	Surface Pressure (KPabs)	Recovery Dp/Dt (KPa/mn)	Recovery Pressure (KPabs)	Liquid Rate (m3/D)	Gas Rate (m3/D)
18:28:24	7.25	-0.08	96.63	21.67	1212.11	7.33	0.00
18:28:39	7.50	-0.04	96.62	20.94	1217.34	7.17	0.00
18:28:54	7.75	0.00	96.62	22.02	1222.85	7.49	0.00
18:29:09	8.00	-0.08	96.60	20.65	1228.01	7.00	0.00
18:29:24	8.25	0.08	96.62	19.69	1232.93	6.68	0.00
18:29:39	8.50	0.00	96.62	21.52	1238.31	7.33	0.00
18:29:54	8.75	-0.24	96.56	19.17	1243.10	6.51	0.00
18:30:10	9.00	0.24	96.62	20.04	1248.11	6.84	0.00
18:30:24	9.25	-0.24	96.56	20.02	1253.12	6.84	0.00
18:30:40	9.50	0.16	96.60	19.54	1258.00	6.51	0.00
18:30:54	9.75	-0.16	96.56	18.70	1262.68	6.51	0.00
18:31:10	10.00	0.08	96.58	20.43	1267.79	6.84	0.00
18:31:25	10.25	-0.08	96.56	18.97	1272.53	6.51	0.00
18:31:40	10.50	0.08	96.58	18.99	1277.28	6.35	0.00
18:31:55	10.75	-0.08	96.56	20.00	1282.28	6.84	0.00
18:32:10	11.00	-0.08	96.54	19.16	1287.07	6.51	0.00
18:32:25	11.25	0.00	96.54	17.07	1291.33	5.86	0.00
18:32:40	11.50	0.00	96.54	18.85	1296.05	6.35	0.00
18:32:55	11.75	0.00	96.54	17.98	1300.54	6.19	0.00
18:33:10	12.00	0.00	96.54	17.52	1304.92	5.86	0.00
18:33:25	12.25	-0.04	96.53	15.14	1308.71	5.21	0.00
18:33:40	12.50	-0.16	96.49	10.49	1311.33	3.58	0.00
18:33:55	12.75	0.16	96.53	16.34	1315.41	5.54	0.00
18:34:10	13.00	-0.08	96.51	18.35	1320.00	6.19	0.00
18:34:25	13.25	-0.08	96.49	16.98	1324.25	5.86	0.00
18:34:40	13.50	0.00	96.49	17.29	1328.57	5.86	0.00
18:34:55	13.75	0.00	96.49	18.02	1333.07	6.03	0.00
18:35:10	14.00	0.08	96.51	16.69	1337.24	5.70	0.00
18:35:25	14.25	0.00	96.51	16.75	1341.43	5.70	0.00
18:35:40	14.50	-0.08	96.49	16.72	1345.61	5.70	0.00
18:35:55	14.75	0.00	96.49	16.05	1349.63	5.37	0.00
18:36:10	15.00	-0.16	96.45	16.23	1353.68	5.70	0.00
18:36:25	15.25	0.08	96.47	16.27	1357.75	5.37	0.00
18:36:40	15.50	-0.08	96.45	15.61	1361.65	5.37	0.00
18:36:55	15.75	0.08	96.47	15.78	1365.60	5.37	0.00
18:37:10	16.00	0.00	96.47	15.78	1369.54	5.37	0.00
18:37:25	16.25	0.00	96.47	14.90	1373.27	5.05	0.00
18:37:40	16.50	-0.08	96.45	14.93	1377.00	5.05	0.00
18:37:55	16.75	0.00	96.45	14.83	1380.71	5.05	0.00

Friday, October 12, 2012
 NCY E Chance E-78
 300E786610137000
 Fishing Branch / 489 m - 499 m
 DST # 6



Test Time (24 Hr.)	Flow Time (min)	Surface Dp/Dt (KPa/mn)	Surface Pressure (KPabs)	Recovery Dp/Dt (KPa/mn)	Recovery Pressure (KPabs)	Liquid Rate (m3/D)	Gas Rate (m3/D)
18:38:10	17.00	-0.08	96.43	13.89	1384.18	4.72	0.00
18:38:25	17.25	0.00	96.43	14.52	1387.81	4.89	0.00
18:38:40	17.50	0.08	96.45	12.50	1390.93	4.23	0.00
18:38:55	17.75	0.08	96.47	9.69	1393.36	3.26	0.00
18:39:10	18.00	-0.16	96.43	10.95	1396.09	3.91	0.00
18:39:25	18.25	0.08	96.45	11.55	1398.98	3.91	0.00
18:39:40	18.50	0.00	96.45	12.22	1402.03	4.07	0.00
18:39:55	18.75	-0.08	96.43	13.01	1405.28	4.40	0.00
18:40:10	19.00	0.00	96.43	11.46	1408.15	3.91	0.00
18:40:25	19.25	0.08	96.45	11.59	1411.05	3.91	0.00
18:40:40	19.50	0.00	96.45	12.42	1414.15	4.23	0.00
18:40:55	19.75	-0.08	96.43	10.76	1416.84	3.75	0.00
18:41:10	20.00	0.00	96.43	12.01	1419.85	4.07	0.00
18:41:25	20.25	0.00	96.43	13.03	1423.10	4.40	0.00
18:41:40	20.50	0.00	96.43	12.26	1426.17	4.07	0.00
18:41:55	20.75	0.00	96.43	9.34	1428.50	3.26	0.00
18:42:10	21.00	0.00	96.43	7.16	1430.29	2.44	0.00
18:42:25	21.25	0.00	96.43	5.66	1431.71	1.95	0.00
18:42:40	21.50	0.00	96.43	10.36	1434.30	3.42	0.00
18:42:55	21.75	0.00	96.43	12.24	1437.35	4.23	0.00
18:43:10	22.00	-0.04	96.42	11.09	1440.13	3.75	0.00
18:43:25	22.25	0.04	96.43	11.41	1442.98	3.91	0.00
18:43:40	22.50	-0.04	96.42	12.18	1446.02	4.07	0.00
18:43:55	22.75	0.04	96.43	11.42	1448.88	3.91	0.00
18:44:10	23.00	0.08	96.45	11.82	1451.83	3.91	0.00
18:44:25	23.25	-0.08	96.43	11.58	1454.73	4.07	0.00
18:44:40	23.50	0.00	96.43	11.32	1457.56	3.75	0.00
18:44:55	23.75	0.00	96.43	11.01	1460.31	3.75	0.00
18:45:10	24.00	0.00	96.43	11.17	1463.10	3.91	0.00
18:45:25	24.25	0.00	96.43	10.64	1465.76	3.58	0.00
18:45:40	24.50	0.16	96.47	10.64	1468.42	3.58	0.85
18:45:55	24.75	0.00	96.47	11.35	1471.26	3.75	0.00
18:46:10	25.00	-0.08	96.45	10.88	1473.98	3.75	0.00
18:46:25	25.25	-0.08	96.43	10.83	1476.69	3.75	0.00
18:46:40	25.50	0.08	96.45	9.94	1479.18	3.26	0.00
18:46:55	25.75	-0.08	96.43	8.75	1481.36	3.09	0.00
18:47:10	26.00	0.00	96.43	9.33	1483.70	3.09	0.00
18:47:25	26.25	0.08	96.45	9.55	1486.08	3.26	0.00
18:47:40	26.50	0.08	96.47	8.91	1488.31	3.09	0.00

Friday, October 12, 2012
 NCY E Chance E-78
 300E786610137000
 Fishing Branch / 489 m - 499 m
 DST # 6



Test Time (24 Hr.)	Flow Time (min)	Surface Dp/Dt (KPa/mn)	Surface Pressure (KPabs)	Recovery Dp/Dt (KPa/mn)	Recovery Pressure (KPabs)	Liquid Rate (m3/D)	Gas Rate (m3/D)
18:47:55	26.75	-0.08	96.45	9.39	1490.66	3.09	0.00
18:48:10	27.00	0.08	96.47	9.31	1492.99	3.26	0.00
18:48:25	27.25	0.08	96.49	8.97	1495.23	2.93	0.00
18:48:40	27.50	-0.08	96.47	10.03	1497.74	3.42	0.00
18:48:55	27.75	0.00	96.47	9.81	1500.19	3.42	0.00
18:49:10	28.00	-0.08	96.45	10.02	1502.70	3.42	0.00
18:49:25	28.25	0.08	96.47	11.10	1505.47	3.75	0.00
18:49:40	28.50	-0.08	96.45	9.49	1507.84	3.26	0.00
18:49:55	28.75	0.00	96.45	8.63	1510.00	2.93	0.00
18:50:10	29.00	0.00	96.45	9.27	1512.32	3.09	0.00
18:50:25	29.25	0.08	96.47	8.79	1514.52	2.93	0.00
18:50:40	29.50	-0.08	96.45	9.13	1516.80	3.09	0.00
18:50:55	29.75	0.00	96.45	10.45	1519.41	3.58	0.00
18:51:10	30.00	0.00	96.45	8.85	1521.62	3.09	0.00

End Flow #2

18:51:25	0.25	-0.08	96.43	0.00	1523.91	0.00	0.00
18:51:40	0.50	-0.12	96.40	-4.26	1522.85	0.00	0.00
18:51:55	0.75	0.08	96.42	-32.00	1514.85	0.00	13.09
18:52:10	1.00	-0.16	96.38	-2.16	1514.31	0.00	0.00
18:52:25	1.25	0.00	96.38	-0.49	1514.18	0.00	0.00
18:52:40	1.50	-0.08	96.36	0.23	1514.24	0.16	0.00
18:52:55	1.75	-0.08	96.34	0.63	1514.40	0.16	0.00
18:53:10	2.00	0.00	96.34	0.77	1514.59	0.33	0.00
18:53:25	2.25	0.00	96.34	0.37	1514.68	0.16	0.00
18:53:40	2.50	-0.12	96.31	-0.54	1514.55	0.00	0.00
18:53:55	2.75	0.00	96.31	-0.75	1514.36	0.00	0.00
18:54:10	3.00	0.00	96.31	0.45	1514.47	0.16	0.00
18:54:25	3.25	0.00	96.31	-0.79	1514.27	0.00	0.00
18:54:40	3.50	-0.08	96.29	-1.24	1513.96	0.00	0.00
18:54:55	3.75	0.08	96.31	-0.45	1513.85	0.00	2.36
18:55:10	4.00	-0.16	96.27	-1.31	1513.52	0.00	0.00
18:55:25	4.25	0.00	96.27	-0.65	1513.36	0.00	0.00
18:55:40	4.50	-0.08	96.25	-0.57	1513.22	0.00	0.00
18:55:55	4.75	0.08	96.27	-0.85	1513.01	0.00	2.53
18:56:10	5.00	0.08	96.29	-0.69	1512.83	0.00	2.36
18:56:25	5.25	-0.16	96.25	-0.60	1512.68	0.00	0.00
18:56:40	5.50	0.00	96.25	-1.04	1512.42	0.00	0.00

Friday, October 12, 2012
 NCY E Chance E-78
 300E786610137000
 Fishing Branch / 489 m - 499 m
 DST # 6



Test Time (24 Hr.)	Flow Time (min)	Surface Dp/Dt (KPa/mn)	Surface Pressure (KPabs)	Recovery Dp/Dt (KPa/mn)	Recovery Pressure (KPabs)	Liquid Rate (m3/D)	Gas Rate (m3/D)
18:56:55	5.75	0.08	96.27	-0.60	1512.28	0.00	2.53
18:57:10	6.00	-0.08	96.25	-1.44	1511.91	0.00	0.00
18:57:25	6.25	-0.08	96.23	-0.55	1511.78	0.00	0.00
18:57:40	6.50	0.00	96.23	-0.97	1511.54	0.00	0.00
18:57:55	6.75	0.00	96.23	-0.38	1511.44	0.00	0.00
18:58:10	7.00	0.08	96.25	-0.90	1511.22	0.00	2.69
18:58:25	7.25	-0.12	96.22	-0.51	1511.09	0.00	0.00
18:58:40	7.50	0.04	96.23	-0.95	1510.85	0.00	1.43
18:58:55	7.75	-0.04	96.22	-0.38	1510.76	0.00	0.00
18:59:10	8.00	0.04	96.23	-0.36	1510.66	0.00	1.26
18:59:25	8.25	0.08	96.25	-0.53	1510.53	0.00	2.36
18:59:40	8.50	-0.08	96.23	0.19	1510.58	0.00	0.00
18:59:55	8.75	0.00	96.23	-0.33	1510.49	0.00	0.00
19:00:10	9.00	0.08	96.25	-0.15	1510.46	0.00	2.36
19:00:25	9.25	-0.08	96.23	-1.23	1510.15	0.00	0.00
19:00:40	9.50	0.08	96.25	0.11	1510.18	0.00	2.20
19:00:55	9.75	0.00	96.25	-0.38	1510.08	0.00	0.00
19:01:10	10.00	0.00	96.25	-1.28	1509.76	0.00	0.00
19:01:25	10.25	0.00	96.25	-1.54	1509.38	0.00	0.00
19:01:40	10.50	0.00	96.25	-2.00	1508.88	0.00	0.00
19:01:55	10.75	0.00	96.25	-1.98	1508.38	0.00	0.00
19:02:10	11.00	0.08	96.27	-1.85	1507.92	0.00	2.85
19:02:25	11.25	0.00	96.27	-2.65	1507.26	0.00	0.00
19:02:40	11.50	0.00	96.27	-1.77	1506.81	0.00	0.00
19:02:55	11.75	-0.16	96.23	-1.87	1506.35	0.00	0.00
19:03:10	12.00	0.08	96.25	-3.36	1505.51	0.00	3.34
19:03:25	12.25	0.08	96.27	-2.23	1504.95	0.00	3.01
19:03:40	12.50	0.00	96.27	-2.71	1504.27	0.00	0.00
19:03:55	12.75	-0.16	96.23	0.17	1504.31	0.16	0.00
19:04:10	13.00	0.16	96.27	1.50	1504.69	0.49	3.92
19:04:25	13.25	0.00	96.27	-0.11	1504.66	0.00	0.00
19:04:41	13.50	0.08	96.29	-1.83	1504.20	0.00	2.85
19:04:55	13.75	0.00	96.29	-1.23	1503.89	0.00	0.00
19:05:11	14.00	-0.16	96.25	0.42	1504.00	0.16	0.00
19:05:25	14.25	0.08	96.27	2.83	1504.70	0.98	1.23
19:05:41	14.50	0.08	96.29	2.68	1505.37	0.81	1.39
19:05:56	14.75	0.00	96.29	-1.15	1505.09	0.00	0.00
19:06:11	15.00	0.00	96.29	-6.37	1503.49	0.00	0.00
19:06:26	15.25	0.00	96.29	6.02	1505.00	1.95	0.00

Friday, October 12, 2012
 NCY E Chance E-78
 300E786610137000
 Fishing Branch / 489 m - 499 m
 DST # 6



Test Time (24 Hr.)	Flow Time (min)	Surface Dp/Dt (KPa/mn)	Surface Pressure (KPabs)	Recovery Dp/Dt (KPa/mn)	Recovery Pressure (KPabs)	Liquid Rate (m3/D)	Gas Rate (m3/D)
19:06:41	15.50	0.00	96.29	9.07	1507.26	3.09	0.00
19:06:56	15.75	0.00	96.29	3.36	1508.11	1.14	0.00
19:07:11	16.00	0.08	96.31	1.85	1508.57	0.65	1.55
19:07:26	16.25	-0.08	96.29	0.95	1508.81	0.33	0.00
19:07:41	16.50	0.00	96.29	0.07	1508.82	0.00	0.00
19:07:56	16.75	0.00	96.29	-0.17	1508.78	0.00	0.00
19:08:11	17.00	0.00	96.29	-0.06	1508.77	0.00	0.00
19:08:26	17.25	0.00	96.29	-0.13	1508.73	0.00	0.00
19:08:41	17.50	0.16	96.33	-0.80	1508.53	0.00	4.73
19:08:56	17.75	-0.08	96.31	-0.92	1508.30	0.00	0.00
19:09:11	18.00	-0.08	96.29	-0.17	1508.26	0.00	0.00
19:09:26	18.25	0.00	96.29	-0.47	1508.14	0.00	0.00
19:09:41	18.50	0.08	96.31	-0.41	1508.04	0.00	2.53
19:09:56	18.75	-0.08	96.29	-0.50	1507.92	0.00	0.00
19:10:11	19.00	-0.08	96.27	-1.00	1507.67	0.00	0.00
19:10:26	19.25	0.08	96.29	-1.03	1507.41	0.00	2.69
19:10:41	19.50	-0.08	96.27	-0.58	1507.26	0.00	0.00
19:10:56	19.75	0.08	96.29	-0.65	1507.10	0.00	2.37
19:11:11	20.00	0.08	96.31	-0.09	1507.08	0.00	2.37
19:11:26	20.25	0.00	96.31	-0.70	1506.90	0.00	0.00
19:11:41	20.50	-0.08	96.29	-0.73	1506.72	0.00	0.00
19:11:56	20.75	0.00	96.29	-0.24	1506.66	0.00	0.00
19:12:11	21.00	0.00	96.29	-1.03	1506.40	0.00	0.00
19:12:26	21.25	-0.08	96.27	-1.00	1506.15	0.00	0.00
19:12:41	21.50	0.08	96.29	0.04	1506.16	0.00	2.20
19:12:56	21.75	0.00	96.29	-0.18	1506.11	0.00	0.00
19:13:11	22.00	-0.08	96.27	-0.23	1506.05	0.00	0.00
19:13:26	22.25	0.08	96.29	0.08	1506.07	0.00	2.20
19:13:41	22.50	0.00	96.29	-0.31	1506.00	0.00	0.00
19:13:56	22.75	0.08	96.31	-0.64	1505.84	0.00	2.53
19:14:11	23.00	-0.16	96.27	-0.05	1505.82	0.00	0.00
19:14:26	23.25	0.00	96.27	-0.78	1505.63	0.00	0.00
19:14:41	23.50	0.16	96.31	0.33	1505.71	0.00	4.41
19:14:56	23.75	-0.08	96.29	-0.45	1505.60	0.00	0.00
19:15:11	24.00	0.08	96.31	-0.53	1505.47	0.00	2.37
19:15:26	24.25	0.00	96.31	0.01	1505.47	0.00	0.00
19:15:41	24.50	-0.08	96.29	-0.96	1505.23	0.00	0.00
19:15:56	24.75	0.08	96.31	-0.59	1505.08	0.00	2.37
19:16:11	25.00	-0.16	96.27	-0.34	1505.00	0.00	0.00

Friday, October 12, 2012
 NCY E Chance E-78
 300E786610137000
 Fishing Branch / 489 m - 499 m
 DST # 6



Test Time (24 Hr.)	Flow Time (min)	Surface Dp/Dt (KPa/mn)	Surface Pressure (KPabs)	Recovery Dp/Dt (KPa/mn)	Recovery Pressure (KPabs)	Liquid Rate (m3/D)	Gas Rate (m3/D)
19:16:26	25.25	0.08	96.29	0.29	1505.07	0.16	2.04
19:16:41	25.50	0.00	96.29	0.08	1505.09	0.00	0.00
19:16:56	25.75	0.08	96.31	0.05	1505.10	0.00	2.20
19:17:11	26.00	-0.08	96.29	-0.72	1504.92	0.00	0.00
19:17:26	26.25	0.16	96.33	-0.48	1504.80	0.00	4.73
19:17:41	26.50	-0.08	96.31	-0.00	1504.80	0.00	0.00
19:17:56	26.75	0.08	96.33	-0.07	1504.79	0.00	2.20
19:18:11	27.00	-0.08	96.31	0.02	1504.79	0.00	0.00
19:18:26	27.25	-0.16	96.27	0.22	1504.85	0.16	0.00
19:18:41	27.50	0.16	96.31	-0.01	1504.84	0.00	4.41
19:18:56	27.75	-0.08	96.29	0.12	1504.87	0.00	0.00
19:19:11	28.00	0.08	96.31	-0.03	1504.86	0.00	2.20
19:19:26	28.25	0.00	96.31	-0.17	1504.82	0.00	0.00
19:19:41	28.50	0.00	96.31	-0.06	1504.81	0.00	0.00
19:19:56	28.75	0.00	96.31	0.05	1504.82	0.16	0.00
19:20:11	29.00	0.00	96.31	0.21	1504.87	0.00	0.00
19:20:26	29.25	0.00	96.31	0.00	1504.87	0.00	0.00
19:20:41	29.50	0.08	96.33	-0.08	1504.85	0.00	2.20
19:20:56	29.75	-0.08	96.31	-0.15	1504.81	0.00	0.00
19:21:11	30.00	0.00	96.31	0.25	1504.88	0.00	0.00
19:21:26	30.25	-0.08	96.29	0.08	1504.89	0.00	0.00
19:21:41	30.50	0.08	96.31	-0.53	1504.76	0.00	2.37
19:21:56	30.75	0.08	96.33	-0.20	1504.71	0.00	2.20
19:22:11	31.00	0.00	96.33	0.17	1504.75	0.00	0.00
19:22:26	31.25	0.00	96.33	-0.22	1504.70	0.00	0.00
19:22:41	31.50	-0.08	96.31	-0.06	1504.68	0.00	0.00
19:22:56	31.75	0.08	96.33	0.25	1504.75	0.16	2.04
19:23:11	32.00	0.04	96.34	0.15	1504.79	0.00	1.10
19:23:26	32.25	-0.12	96.31	-0.37	1504.69	0.00	0.00
19:23:41	32.50	0.12	96.34	0.27	1504.76	0.00	3.31
19:23:56	32.75	0.00	96.34	0.19	1504.81	0.00	0.00
19:24:11	33.00	0.00	96.34	0.11	1504.84	0.00	0.00
19:24:26	33.25	0.00	96.34	0.10	1504.86	0.16	0.00
19:24:41	33.50	0.00	96.34	-0.23	1504.81	0.00	0.00
19:24:56	33.75	-0.04	96.33	0.10	1504.83	0.16	0.00
19:25:11	34.00	0.04	96.34	0.08	1504.85	0.00	1.10
19:25:26	34.25	-0.04	96.33	-0.53	1504.72	0.00	0.00
19:25:41	34.50	0.00	96.33	0.15	1504.76	0.00	0.00

Friday, October 12, 2012
 NCY E Chance E-78
 300E786610137000
 Fishing Branch / 489 m - 499 m
 DST # 6



Test Time (24 Hr.)	Flow Time (min)	Surface Dp/Dt (KPa/mn)	Surface Pressure (KPabs)	Recovery Dp/Dt (KPa/mn)	Recovery Pressure (KPabs)	Liquid Rate (m3/D)	Gas Rate (m3/D)
19:26:11	35.00	0.08	96.33	0.30	1504.95	0.16	2.04
19:26:26	35.25	-0.08	96.31	-0.01	1504.95	0.00	0.00
19:26:41	35.50	0.12	96.34	-0.24	1504.89	0.00	3.47
19:26:56	35.75	-0.12	96.31	0.45	1505.00	0.16	0.00
19:27:11	36.00	0.12	96.34	-0.50	1504.88	0.00	3.47
19:27:26	36.25	-0.12	96.31	0.11	1504.91	0.00	0.00
19:27:41	36.50	0.08	96.33	0.83	1505.11	0.33	1.88
19:27:56	36.75	0.00	96.33	0.43	1505.22	0.16	0.00
19:28:11	37.00	0.00	96.33	0.55	1505.36	0.16	0.00
19:28:26	37.25	-0.08	96.31	0.04	1505.37	0.00	0.00
19:28:41	37.50	0.08	96.33	-0.55	1505.23	0.00	2.37
19:28:56	37.75	-0.08	96.31	0.41	1505.33	0.16	0.00
19:29:11	38.00	0.08	96.33	0.14	1505.37	0.00	2.20
19:29:26	38.25	0.00	96.33	0.27	1505.44	0.16	0.00
19:29:41	38.50	0.00	96.33	-0.55	1505.30	0.00	0.00
19:29:56	38.75	0.00	96.33	-0.22	1505.24	0.00	0.00
19:30:11	39.00	-0.08	96.31	0.89	1505.47	0.33	0.00
19:30:26	39.25	0.08	96.33	0.39	1505.56	0.16	2.04
19:30:41	39.50	0.12	96.36	-0.04	1505.55	0.00	3.47
19:30:56	39.75	-0.08	96.34	-0.50	1505.43	0.00	0.00
19:31:11	40.00	0.00	96.34	0.24	1505.49	0.16	0.00
19:31:26	40.25	0.00	96.34	-0.03	1505.48	0.00	0.00
19:31:41	40.50	-0.04	96.33	0.25	1505.54	0.00	0.00
19:31:56	40.75	0.04	96.34	0.28	1505.61	0.16	0.94
19:32:11	41.00	0.08	96.36	0.11	1505.64	0.00	2.20
19:32:26	41.25	-0.08	96.34	-0.56	1505.50	0.00	0.00
19:32:41	41.50	0.08	96.36	-0.52	1505.37	0.00	2.37
19:32:56	41.75	-0.08	96.34	0.47	1505.49	0.16	0.00
19:33:11	42.00	0.16	96.38	0.16	1505.53	0.00	4.41
19:33:26	42.25	-0.08	96.36	-0.87	1505.31	0.00	0.00
19:33:41	42.50	0.08	96.38	-0.59	1505.16	0.00	2.37
19:33:56	42.75	-0.08	96.36	0.06	1505.18	0.00	0.00
19:34:11	43.00	0.08	96.38	-0.17	1505.14	0.00	2.20
19:34:26	43.25	-0.08	96.36	-0.20	1505.09	0.00	0.00
19:34:41	43.50	0.08	96.38	0.20	1505.14	0.16	2.04
19:34:56	43.75	0.00	96.38	-0.12	1505.10	0.00	0.00
19:35:11	44.00	0.00	96.38	-0.48	1504.98	0.00	0.00
19:35:26	44.25	0.08	96.40	0.03	1504.99	0.00	2.20

Friday, October 12, 2012
 NCY E Chance E-78
 300E786610137000
 Fishing Branch / 489 m - 499 m
 DST # 6



Test Time (24 Hr.)	Flow Time (min)	Surface Dp/Dt (KPa/mn)	Surface Pressure (KPabs)	Recovery Dp/Dt (KPa/mn)	Recovery Pressure (KPabs)	Liquid Rate (m3/D)	Gas Rate (m3/D)
19:35:41	44.50	-0.08	96.38	0.48	1505.11	0.16	0.00
19:35:56	44.75	0.00	96.38	0.44	1505.22	0.16	0.00
19:36:11	45.00	0.16	96.42	-0.13	1505.19	0.00	4.41
19:36:26	45.25	-0.16	96.38	0.12	1505.22	0.00	0.00
19:36:41	45.50	-0.08	96.36	-0.01	1505.22	0.00	0.00
19:36:56	45.75	0.16	96.40	0.51	1505.35	0.16	4.25
19:37:11	46.00	-0.16	96.36	-0.21	1505.29	0.00	0.00
19:37:26	46.25	0.08	96.38	-0.87	1505.08	0.00	2.53
19:37:41	46.50	0.00	96.38	0.16	1505.12	0.00	0.00
19:37:56	46.75	-0.08	96.36	0.85	1505.33	0.33	0.00
19:38:11	47.00	0.16	96.40	-0.25	1505.27	0.00	4.41
19:38:26	47.25	-0.08	96.38	-0.32	1505.18	0.00	0.00
19:38:42	47.50	0.08	96.40	0.19	1505.23	0.00	2.20
19:38:56	47.75	-0.08	96.38	-0.09	1505.21	0.00	0.00
19:39:12	48.00	0.08	96.40	0.36	1505.30	0.16	2.04
19:39:26	48.25	0.00	96.40	0.42	1505.41	0.16	0.00
19:39:42	48.50	-0.08	96.38	-0.35	1505.32	0.00	0.00
19:39:57	48.75	0.08	96.40	-0.01	1505.31	0.00	2.20
19:40:12	49.00	-0.08	96.38	-0.16	1505.27	0.00	0.00

End Shut-In #2

19:40:27	0.25	0.00	96.38	-	-	-	0.00
19:40:42	0.50	0.08	96.40	-	-	-	2.60
19:40:57	0.75	0.00	96.40	-	-	-	0.00
19:41:12	1.00	0.00	96.40	-	-	-	0.00
19:41:27	1.25	-0.08	96.38	-	-	-	0.00
19:41:42	1.50	0.08	96.40	-	-	-	2.60
19:41:57	1.75	-0.08	96.38	-	-	-	0.00
19:42:12	2.00	0.00	96.38	-	-	-	0.00
19:42:27	2.25	0.08	96.40	-	-	-	2.60
19:42:42	2.50	0.00	96.40	-	-	-	0.00
19:42:57	2.75	0.00	96.40	-	-	-	0.00
19:43:12	3.00	-0.08	96.38	-	-	-	0.00
19:43:27	3.25	0.00	96.38	-	-	-	0.00
19:43:42	3.50	0.08	96.40	-	-	-	2.60
19:43:57	3.75	-0.08	96.38	-	-	-	0.00
19:44:12	4.00	0.00	96.38	-	-	-	0.00
19:44:27	4.25	0.00	96.38	-	-	-	0.00

Friday, October 12, 2012
 NCY E Chance E-78
 300E786610137000
 Fishing Branch / 489 m - 499 m
 DST # 6



Test Time (24 Hr.)	Flow Time (min)	Surface Dp/Dt (KPa/mn)	Surface Pressure (KPabs)	Recovery Dp/Dt (KPa/mn)	Recovery Pressure (KPabs)	Liquid Rate (m3/D)	Gas Rate (m3/D)
19:44:42	4.50	0.08	96.40	-	-	-	2.60
19:44:57	4.75	0.00	96.40	-	-	-	0.00
19:45:12	5.00	0.00	96.40	-	-	-	0.00
19:45:27	5.25	0.00	96.40	-	-	-	0.00
19:45:42	5.50	-0.08	96.38	-	-	-	0.00
19:45:57	5.75	0.08	96.40	-	-	-	2.60
19:46:12	6.00	-0.16	96.36	-	-	-	0.00
19:46:27	6.25	0.08	96.38	-	-	-	2.60
19:46:42	6.50	0.00	96.38	-	-	-	0.00
19:46:57	6.75	0.00	96.38	-	-	-	0.00
19:47:12	7.00	0.00	96.38	-	-	-	0.00
19:47:27	7.25	0.08	96.40	-	-	-	2.60
19:47:42	7.50	-0.08	96.38	-	-	-	0.00
19:47:57	7.75	0.00	96.38	-	-	-	0.00
19:48:12	8.00	-0.08	96.36	-	-	-	0.00
19:48:27	8.25	0.08	96.38	-	-	-	2.60
19:48:42	8.50	0.00	96.38	-	-	-	0.00
19:48:57	8.75	-0.16	96.34	-	-	-	0.00
19:49:12	9.00	0.08	96.36	-	-	-	2.60
19:49:27	9.25	0.00	96.36	-	-	-	0.00
19:49:42	9.50	0.00	96.36	-	-	-	0.00
19:49:57	9.75	0.00	96.36	-	-	-	0.00
19:50:12	10.00	0.00	96.36	-	-	-	0.00
19:50:27	10.25	0.00	96.36	-	-	-	0.00
19:50:42	10.50	0.08	96.38	-	-	-	2.60
19:50:57	10.75	-0.08	96.36	-	-	-	0.00
19:51:12	11.00	0.00	96.36	-	-	-	0.00
19:51:27	11.25	-0.08	96.34	-	-	-	0.00
19:51:42	11.50	0.08	96.36	-	-	-	2.60
19:51:57	11.75	0.08	96.38	-	-	-	2.60
19:52:12	12.00	0.00	96.38	-	-	-	0.00
19:52:27	12.25	-0.16	96.34	-	-	-	0.00

Start Flow #3

19:52:42	0.00	0.00	96.34	-	-	-	0.00
19:52:57	0.25	0.16	96.38	0.00	1504.79	0.00	0.00
19:53:12	0.50	0.16	96.42	22.09	1510.31	7.33	0.00
19:53:27	0.75	0.12	96.45	82.31	1530.89	28.01	0.00

Friday, October 12, 2012
 NCY E Chance E-78
 300E786610137000
 Fishing Branch / 489 m - 499 m
 DST # 6



Test Time (24 Hr.)	Flow Time (min)	Surface Dp/Dt (KPa/mn)	Surface Pressure (KPabs)	Recovery Dp/Dt (KPa/mn)	Recovery Pressure (KPabs)	Liquid Rate (m3/D)	Gas Rate (m3/D)
19:53:42	1.00	0.16	96.49	-14.67	1527.22	0.00	9.44
19:53:57	1.25	0.20	96.54	0.43	1527.33	0.00	5.49
19:54:12	1.50	0.08	96.56	-15.54	1523.44	0.00	7.41
19:54:27	1.75	-0.08	96.54	33.87	1531.91	11.56	0.00
19:54:42	2.00	0.24	96.60	69.25	1549.23	23.29	0.00
19:54:57	2.25	-0.08	96.58	8.47	1551.34	2.93	0.00
19:55:12	2.50	0.16	96.62	12.50	1554.47	4.23	0.15
19:55:27	2.75	0.00	96.62	10.15	1557.01	3.42	0.00
19:55:42	3.00	0.12	96.65	9.99	1559.50	3.42	0.00
19:55:57	3.25	0.00	96.65	7.97	1561.49	2.61	0.00
19:56:12	3.50	0.00	96.65	3.00	1562.24	1.14	0.00
19:56:27	3.75	0.08	96.67	5.46	1563.61	1.79	0.40
19:56:42	4.00	-0.16	96.63	6.54	1565.24	2.28	0.00
19:56:57	4.25	0.08	96.65	6.27	1566.81	2.12	0.07
19:57:12	4.50	0.08	96.67	5.37	1568.15	1.79	0.39
19:57:27	4.75	0.00	96.67	7.12	1569.93	2.44	0.00
19:57:42	5.00	0.00	96.67	7.35	1571.77	2.44	0.00
19:57:57	5.25	0.00	96.67	7.20	1573.57	2.44	0.00
19:58:12	5.50	0.00	96.67	6.35	1575.16	2.12	0.00
19:58:27	5.75	0.00	96.67	3.96	1576.15	1.30	0.00
19:58:42	6.00	-0.08	96.65	3.68	1577.07	1.30	0.00
19:58:57	6.25	0.08	96.67	3.73	1578.00	1.30	0.88
19:59:12	6.50	-0.08	96.65	3.84	1578.96	1.30	0.00
19:59:27	6.75	0.08	96.67	4.30	1580.04	1.47	0.72
19:59:42	7.00	0.00	96.67	3.54	1580.92	1.14	0.00
19:59:57	7.25	-0.08	96.65	3.03	1581.68	1.14	0.00
20:00:12	7.50	0.16	96.69	2.92	1582.41	0.98	3.39
20:00:27	7.75	-0.24	96.63	2.89	1583.13	0.98	0.00
20:00:42	8.00	0.08	96.65	3.40	1583.98	1.14	1.04
20:00:57	8.25	0.00	96.65	3.52	1584.86	1.14	0.00
20:01:12	8.50	-0.08	96.63	3.82	1585.82	1.30	0.00
20:01:27	8.75	0.08	96.65	3.42	1586.67	1.14	1.04
20:01:42	9.00	0.00	96.65	2.94	1587.41	1.14	0.00
20:01:57	9.25	0.00	96.65	2.95	1588.15	0.98	0.00
20:02:12	9.50	0.00	96.65	3.18	1588.94	0.98	0.00
20:02:27	9.75	0.00	96.65	3.67	1589.86	1.30	0.00
20:02:42	10.00	0.08	96.67	3.55	1590.75	1.14	1.04
20:02:57	10.25	-0.16	96.63	3.01	1591.50	1.14	0.00
20:03:12	10.50	0.08	96.65	3.63	1592.41	1.14	1.04

Friday, October 12, 2012
 NCY E Chance E-78
 300E786610137000
 Fishing Branch / 489 m - 499 m
 DST # 6



Test Time (24 Hr.)	Flow Time (min)	Surface Dp/Dt (KPa/mn)	Surface Pressure (KPabs)	Recovery Dp/Dt (KPa/mn)	Recovery Pressure (KPabs)	Liquid Rate (m3/D)	Gas Rate (m3/D)
20:03:27	10.75	0.00	96.65	4.38	1593.50	1.47	0.00
20:03:42	11.00	0.08	96.67	4.42	1594.61	1.47	0.71
20:03:57	11.25	-0.16	96.63	3.54	1595.49	1.30	0.00
20:04:12	11.50	0.00	96.63	2.99	1596.24	0.98	0.00
20:04:27	11.75	0.08	96.65	3.52	1597.12	1.30	0.88
20:04:42	12.00	0.00	96.65	3.11	1597.89	0.98	0.00
20:04:57	12.25	-0.08	96.63	3.30	1598.72	1.14	0.00
20:05:12	12.50	0.00	96.63	3.64	1599.63	1.30	0.00
20:05:27	12.75	0.00	96.63	3.16	1600.42	0.98	0.00
20:05:42	13.00	0.08	96.65	2.45	1601.03	0.81	1.36
20:05:57	13.25	0.08	96.67	2.61	1601.68	0.81	1.36
20:06:12	13.50	-0.08	96.65	2.84	1602.39	1.14	0.00
20:06:27	13.75	-0.08	96.63	3.60	1603.29	1.14	0.00
20:06:42	14.00	0.00	96.63	3.26	1604.11	1.14	0.00
20:06:57	14.25	0.08	96.65	3.61	1605.01	1.14	1.04
20:07:12	14.50	-0.08	96.63	3.58	1605.91	1.30	0.00
20:07:27	14.75	0.00	96.63	2.84	1606.62	0.98	0.00
20:07:42	15.00	0.08	96.65	2.42	1607.22	0.81	1.36
20:07:57	15.25	0.00	96.65	2.65	1607.89	0.81	0.00
20:08:12	15.50	0.00	96.65	2.83	1608.59	0.98	0.00
20:08:27	15.75	-0.08	96.63	3.29	1609.42	1.14	0.00
20:08:42	16.00	-0.04	96.62	2.82	1610.12	0.98	0.00
20:08:57	16.25	0.12	96.65	2.25	1610.68	0.81	2.45
20:09:12	16.50	-0.08	96.63	3.21	1611.48	1.14	0.00
20:09:27	16.75	0.00	96.63	2.54	1612.12	0.81	0.00
20:09:42	17.00	-0.04	96.62	1.89	1612.59	0.65	0.00
20:09:57	17.25	0.04	96.63	2.79	1613.29	0.98	0.11

End Flow #3

20:10:12	0.25	0.00	96.63	0.00	1614.16	0.00	0.00
20:10:27	0.50	-0.12	96.60	0.87	1614.38	0.33	0.00
20:10:42	0.75	-0.08	96.58	0.87	1614.60	0.33	0.00
20:10:57	1.00	0.08	96.60	0.88	1614.82	0.33	1.85
20:11:12	1.25	-0.16	96.56	1.09	1615.09	0.33	0.00
20:11:27	1.50	-0.08	96.54	1.09	1615.36	0.49	0.00
20:11:42	1.75	0.00	96.54	1.08	1615.63	0.33	0.00
20:11:57	2.00	-0.04	96.53	0.92	1615.86	0.33	0.00

Friday, October 12, 2012
 NCY E Chance E-78
 300E786610137000
 Fishing Branch / 489 m - 499 m
 DST # 6



Test Time (24 Hr.)	Flow Time (min)	Surface Dp/Dt (KPa/mn)	Surface Pressure (KPabs)	Recovery Dp/Dt (KPa/mn)	Recovery Pressure (KPabs)	Liquid Rate (m3/D)	Gas Rate (m3/D)
20:12:27	2.50	-0.08	96.51	0.94	1616.33	0.33	0.00
20:12:42	2.75	0.00	96.51	1.10	1616.60	0.33	0.00
20:12:57	3.00	-0.08	96.49	1.10	1616.88	0.49	0.00
20:13:12	3.25	0.16	96.53	1.11	1617.16	0.33	4.02
20:13:27	3.50	-0.16	96.49	1.24	1617.47	0.49	0.00
20:13:43	3.75	-0.08	96.47	1.24	1617.78	0.33	0.00
20:13:57	4.00	0.00	96.47	0.91	1618.00	0.33	0.00
20:14:13	4.25	0.00	96.47	-1.85	1617.54	0.00	0.00
20:14:28	4.50	-0.28	96.40	-1.85	1617.08	0.00	0.00
20:14:43	4.75	0.00	96.40	-3.19	1616.28	0.00	0.00
20:14:58	5.00	0.08	96.42	-12.36	1613.19	0.00	6.40
20:15:13	5.25	-0.08	96.40	-12.36	1610.10	0.00	0.00
20:15:28	5.50	0.00	96.40	-10.56	1607.46	0.00	0.00
20:15:43	5.75	0.08	96.42	-0.21	1607.41	0.00	2.34
20:15:58	6.00	-0.08	96.40	-0.21	1607.35	0.00	0.00
20:16:13	6.25	0.00	96.40	-0.16	1607.31	0.00	0.00
20:16:28	6.50	-0.08	96.38	0.07	1607.33	0.00	0.00
20:16:43	6.75	-0.08	96.36	0.07	1607.35	0.00	0.00
20:16:58	7.00	0.00	96.36	0.06	1607.36	0.16	0.00
20:17:13	7.25	-0.08	96.34	0.00	1607.36	0.00	0.00
20:17:28	7.50	0.00	96.34	0.00	1607.36	0.00	0.00
20:17:43	7.75	0.00	96.34	0.02	1607.37	0.00	0.00
20:17:58	8.00	-0.04	96.33	0.09	1607.39	0.00	0.00
20:18:13	8.25	-0.16	96.29	0.09	1607.41	0.16	0.00
20:18:28	8.50	0.00	96.29	0.14	1607.45	0.00	0.00
20:18:43	8.75	0.00	96.29	0.31	1607.53	0.16	0.00
20:18:58	9.00	0.00	96.29	0.31	1607.60	0.00	0.00
20:19:13	9.25	-0.08	96.27	0.17	1607.64	0.16	0.00
20:19:28	9.50	-0.08	96.25	-0.24	1607.58	0.00	0.00
20:19:43	9.75	-0.08	96.23	-0.24	1607.52	0.00	0.00
20:19:58	10.00	0.00	96.23	-0.20	1607.47	0.00	0.00
20:20:13	10.25	-0.04	96.22	-0.08	1607.45	0.00	0.00
20:20:28	10.50	-0.08	96.20	-0.08	1607.43	0.00	0.00
20:20:43	10.75	0.00	96.20	0.04	1607.44	0.00	0.00
20:20:58	11.00	0.00	96.20	0.32	1607.52	0.00	0.00
20:21:13	11.25	-0.16	96.16	0.32	1607.60	0.16	0.00
20:21:28	11.50	0.08	96.18	0.27	1607.67	0.16	2.01
20:21:43	11.75	-0.08	96.16	0.17	1607.71	0.00	0.00

Friday, October 12, 2012
 NCY E Chance E-78
 300E786610137000
 Fishing Branch / 489 m - 499 m
 DST # 6



Test Time (24 Hr.)	Flow Time (min)	Surface Dp/Dt (KPa/mn)	Surface Pressure (KPabs)	Recovery Dp/Dt (KPa/mn)	Recovery Pressure (KPabs)	Liquid Rate (m3/D)	Gas Rate (m3/D)
20:22:13	12.25	-0.16	95.74	0.18	1607.80	0.16	0.00
20:22:28	12.50	0.00	95.74	0.21	1607.85	0.00	0.00
20:22:43	12.75	0.08	95.76	0.21	1607.90	0.00	2.18
20:22:58	13.00	0.00	95.76	0.20	1607.95	0.16	0.00
20:23:13	13.25	0.20	95.81	0.18	1608.00	0.00	5.44
20:23:28	13.50	-0.04	95.80	0.18	1608.04	0.00	0.00
20:23:43	13.75	0.04	95.81	0.08	1608.06	0.00	1.09
20:23:58	14.00	0.00	95.81	-0.09	1608.04	0.00	0.00
20:24:13	14.25	0.00	95.81	-0.09	1608.01	0.00	0.00
20:24:28	14.50	0.08	95.83	0.07	1608.03	0.00	2.18
20:24:43	14.75	0.08	95.85	0.30	1608.11	0.00	2.18
20:24:58	15.00	0.00	95.85	0.30	1608.18	0.16	0.00
20:25:13	15.25	0.00	95.85	0.18	1608.23	0.00	0.00
20:25:28	15.50	0.16	95.89	0.02	1608.23	0.00	4.35
20:25:43	15.75	-0.08	95.87	0.02	1608.24	0.00	0.00
20:25:58	16.00	-0.16	95.83	0.05	1608.25	0.16	0.00
20:26:13	16.25	0.00	95.83	0.10	1608.28	0.00	0.00
20:26:28	16.50	0.08	95.85	0.10	1608.30	0.00	2.18
20:26:43	16.75	-0.08	95.83	0.13	1608.33	0.00	0.00
20:26:58	17.00	-0.08	95.81	0.17	1608.38	0.16	0.00
20:27:13	17.25	0.00	95.81	0.17	1608.42	0.00	0.00
20:27:28	17.50	0.00	95.81	0.10	1608.44	0.00	0.00
20:27:43	17.75	-0.04	95.80	0.02	1608.45	0.00	0.00
20:27:58	18.00	0.04	95.81	0.02	1608.45	0.00	1.09
20:28:13	18.25	0.00	95.81	-0.07	1608.44	0.00	0.00
20:28:28	18.50	-0.04	95.80	-0.17	1608.40	0.00	0.00
20:28:43	18.75	0.00	95.80	-0.17	1608.35	0.00	0.00
20:28:58	19.00	-0.08	95.78	0.08	1608.37	0.00	0.00
20:29:13	19.25	0.00	95.78	0.31	1608.45	0.16	0.00
20:29:28	19.50	0.00	95.78	0.30	1608.53	0.00	0.00
20:29:43	19.75	0.00	95.78	0.16	1608.57	0.16	0.00
20:29:58	20.00	0.00	95.78	0.03	1608.57	0.00	0.00
20:30:13	20.25	0.00	95.78	0.03	1608.58	0.00	0.00
20:30:28	20.50	0.00	95.78	0.09	1608.61	0.00	0.00
20:30:43	20.75	-0.08	95.76	0.13	1608.64	0.00	0.00
20:30:58	21.00	0.00	95.76	0.13	1608.67	0.16	0.00
20:31:13	21.25	-0.08	95.74	0.04	1608.68	0.00	0.00
20:31:28	21.50	0.08	95.76	-0.02	1608.68	0.00	2.18

Friday, October 12, 2012
 NCY E Chance E-78
 300E786610137000
 Fishing Branch / 489 m - 499 m
 DST # 6



Test Time (24 Hr.)	Flow Time (min)	Surface Dp/Dt (KPa/mn)	Surface Pressure (KPabs)	Recovery Dp/Dt (KPa/mn)	Recovery Pressure (KPabs)	Liquid Rate (m3/D)	Gas Rate (m3/D)
20:31:43	21.75	0.00	95.76	-0.02	1608.67	0.00	0.00
20:31:58	22.00	-0.08	95.74	0.12	1608.70	0.00	0.00
20:32:13	22.25	0.00	95.74	0.21	1608.75	0.16	0.00
20:32:28	22.50	0.00	95.74	0.21	1608.81	0.00	0.00
20:32:43	22.75	-0.08	95.72	0.08	1608.83	0.00	0.00
20:32:58	23.00	0.00	95.72	0.00	1608.83	0.00	0.00
20:33:13	23.25	0.00	95.72	0.00	1608.83	0.00	0.00
20:33:28	23.50	0.08	95.74	0.00	1608.83	0.00	2.18
20:33:43	23.75	-0.16	95.70	0.00	1608.83	0.16	0.00
20:33:58	24.00	0.00	95.70	0.00	1608.83	0.00	0.00
20:34:13	24.25	0.08	95.72	0.07	1608.85	0.00	2.34
20:34:28	24.50	-0.08	95.70	0.10	1608.87	0.16	0.00
20:34:43	24.75	0.00	95.70	0.10	1608.90	0.00	0.00
20:34:58	25.00	-0.08	95.68	0.35	1608.98	0.16	0.00
20:35:13	25.25	0.00	95.68	0.46	1609.10	0.16	0.00
20:35:28	25.50	0.00	95.68	0.46	1609.21	0.16	0.00
20:35:43	25.75	0.00	95.68	0.25	1609.28	0.00	0.00
20:35:58	26.00	-0.12	95.65	0.17	1609.32	0.16	0.00
20:36:13	26.25	0.08	95.67	0.17	1609.36	0.00	2.18
20:36:28	26.50	0.00	95.67	0.10	1609.39	0.00	0.00
20:36:43	26.75	-0.08	95.65	0.07	1609.40	0.16	0.00
20:36:58	27.00	0.00	95.65	0.07	1609.42	0.00	0.00
20:37:13	27.25	0.00	95.65	0.03	1609.43	0.00	0.00
20:37:28	27.50	0.00	95.65	0.01	1609.43	0.00	0.00
20:37:43	27.75	-0.08	95.63	0.01	1609.43	0.00	0.00
20:37:58	28.00	0.00	95.63	0.05	1609.45	0.00	0.00
20:38:13	28.25	0.00	95.63	0.06	1609.46	0.00	0.00
20:38:28	28.50	0.00	95.63	0.06	1609.48	0.16	0.00
20:38:43	28.75	-0.16	95.59	-0.02	1609.47	0.00	0.00
20:38:58	29.00	0.16	95.63	-0.04	1609.46	0.00	4.51
20:39:13	29.25	-0.08	95.61	-0.04	1609.45	0.00	0.00
20:39:28	29.50	0.00	95.61	0.12	1609.48	0.00	0.00
20:39:43	29.75	0.00	95.61	0.16	1609.52	0.00	0.00
20:39:58	30.00	0.08	95.63	0.16	1609.56	0.00	2.18
20:40:13	30.25	-0.16	95.59	0.15	1609.60	0.16	0.00
20:40:28	30.50	0.00	95.59	0.15	1609.64	0.00	0.00
20:40:43	30.75	-0.08	95.57	0.15	1609.67	0.16	0.00
20:40:58	31.00	-0.04	95.56	0.27	1609.74	0.00	0.00
20:41:13	31.25	0.00	95.56	0.29	1609.81	0.16	0.00

Friday, October 12, 2012
 NCY E Chance E-78
 300E786610137000
 Fishing Branch / 489 m - 499 m
 DST # 6



Test Time (24 Hr.)	Flow Time (min)	Surface Dp/Dt (KPa/mn)	Surface Pressure (KPabs)	Recovery Dp/Dt (KPa/mn)	Recovery Pressure (KPabs)	Liquid Rate (m3/D)	Gas Rate (m3/D)
20:41:28	31.50	-0.08	95.54	0.29	1609.88	0.16	0.00
20:41:43	31.75	0.08	95.56	0.06	1609.90	0.00	2.18
20:41:58	32.00	-0.08	95.54	0.04	1609.91	0.00	0.00
20:42:13	32.25	0.00	95.54	0.04	1609.92	0.00	0.00
20:42:28	32.50	0.08	95.56	0.23	1609.98	0.00	2.18
20:42:43	32.75	-0.16	95.52	0.25	1610.04	0.16	0.00
20:42:58	33.00	0.08	95.54	0.25	1610.10	0.00	2.18
20:43:13	33.25	-0.24	95.48	0.13	1610.13	0.16	0.00
20:43:28	33.50	0.24	95.54	0.12	1610.16	0.00	6.53
20:43:43	33.75	-0.16	95.50	0.12	1610.19	0.16	0.00
20:43:58	34.00	0.08	95.52	0.24	1610.25	0.00	2.18
20:44:13	34.25	0.08	95.54	0.24	1610.31	0.00	2.18
20:44:28	34.50	-0.08	95.52	0.24	1610.37	0.16	0.00
20:44:43	34.75	0.00	95.52	0.14	1610.41	0.00	0.00
20:44:58	35.00	0.00	95.52	0.13	1610.44	0.16	0.00

End Shut-In #3

20:45:13	0.25	0.00	95.52	-	-	-	0.00
20:45:28	0.50	-0.08	95.50	-	-	-	0.00
20:45:43	0.75	0.08	95.52	-	-	-	2.60
20:45:58	1.00	0.00	95.52	-	-	-	0.00
20:46:13	1.25	0.00	95.52	-	-	-	0.00
20:46:28	1.50	-0.08	95.50	-	-	-	0.00
20:46:43	1.75	0.00	95.50	-	-	-	0.00
20:46:58	2.00	0.08	95.52	-	-	-	2.60
20:47:13	2.25	0.00	95.52	-	-	-	0.00
20:47:28	2.50	0.00	95.52	-	-	-	0.00
20:47:44	2.75	0.00	95.52	-	-	-	0.00
20:47:58	3.00	0.00	95.52	-	-	-	0.00
20:48:14	3.25	-0.16	95.48	-	-	-	0.00
20:48:29	3.50	0.08	95.50	-	-	-	2.60
20:48:44	3.75	0.00	95.50	-	-	-	0.00
20:48:59	4.00	0.08	95.52	-	-	-	2.60
20:49:14	4.25	-0.16	95.48	-	-	-	0.00
20:49:29	4.50	0.16	95.52	-	-	-	5.20
20:49:44	4.75	-0.08	95.50	-	-	-	0.00
20:49:59	5.00	0.00	95.50	-	-	-	0.00
20:50:14	5.25	0.00	95.50	-	-	-	0.00

Friday, October 12, 2012
 NCY E Chance E-78
 300E786610137000
 Fishing Branch / 489 m - 499 m
 DST # 6



Test Time (24 Hr.)	Flow Time (min)	Surface Dp/Dt (KPa/mn)	Surface Pressure (KPabs)	Recovery Dp/Dt (KPa/mn)	Recovery Pressure (KPabs)	Liquid Rate (m3/D)	Gas Rate (m3/D)
20:50:29	5.50	0.00	95.50	-	-	-	0.00
20:50:44	5.75	0.08	95.52	-	-	-	2.60
20:50:59	6.00	0.00	95.52	-	-	-	0.00
20:51:14	6.25	-0.08	95.50	-	-	-	0.00
20:51:29	6.50	0.08	95.52	-	-	-	2.60
20:51:44	6.75	-0.16	95.48	-	-	-	0.00
20:51:59	7.00	0.16	95.52	-	-	-	5.20
20:52:14	7.25	-0.08	95.50	-	-	-	0.00
20:52:29	7.50	0.00	95.50	-	-	-	0.00
20:52:44	7.75	0.00	95.50	-	-	-	0.00
20:52:59	8.00	0.00	95.50	-	-	-	0.00
20:53:14	8.25	-0.08	95.48	-	-	-	0.00
20:53:29	8.50	0.08	95.50	-	-	-	2.60
20:53:44	8.75	0.08	95.52	-	-	-	2.60
20:53:59	9.00	-0.16	95.48	-	-	-	0.00
20:54:14	9.25	0.08	95.50	-	-	-	2.60

Friday, October 12, 2012
 NCY E Chance E-78
 300E786610137000
 Fishing Branch / 489 m - 499 m
 DST # 6



PRE TEST REPORT

Gas Specific Gravity:	0.65
Formation Depth:	494.00 mKB
Formation Pressure:	5028.92 kPa(g)
Formation Temperature:	17.82 Deg. C
Average Chamber Temperature:	10.41 Deg. C
Initial Chamber Surface Pressure:	90.00 kPa(a)
Initial Gas/N2 Head Pressure:	95.42 kPa(a)
Initial Total Cushion Pressure:	95.42 kPa(a)
Initial Cushion Length:	0.00 m
Liquid Cushion Gradient:	0.00 kPa/m
Down Hole Choke Diameter:	19.05 mm
Down Hole Choke Coefficient:	38.81 m ³ /D/kPa
Surface Choke Diameter:	12.70 mm
Surface Choke Coefficient:	25.65 m ³ /D/kPa

Drill Collar Length:	128.92 m
Drill Collar I.D.:	60.00 mm
Drill Collar Capacity:	0.002827 m ³ /m
Drill Collar Volume:	0.364513 m ³

Upper Drill Pipe Length:	345.79 m
Upper Drill Pipe I.D.:	82.30 mm
Upper Drill Pipe Capacity:	0.005320 m ³ /m
Upper Drill Pipe Volume:	1.839510 m ³

Total Chamber Volume:	2.20 m ³
Liquid Cushion Volume:	0.00 m ³
Net Chamber Volume:	2.20 m ³

	<u>Max. Rate</u>	<u>Max. Surface Dp/Dt</u>
Gas:	241721.72 m ³ /D	7593.16 kPa/min
Gas Saturated H ₂ O:	1204.17 m ³ /D	99.34 kPa/min
Pure Liquid Influx:	1204.17 m ³ /D	37.83 kPa/min

Initial Conversion Factors

Gas:	31.83 m ³ /D/kPa/min
Gas Saturated H ₂ O:	12.12 m ³ /D/kPa/min
Pure Liquid Influx:	31.83 m ³ /D/kPa/min



Northern Cross (Yukon) Ltd.
October 12, 2012

NCY E Chance E-78
Fishing Branch

300E786610137000
489 to 499 mKB

DST # 6
AFE#: 1c-020-D02
Job#: 2009

Pipe Tally Sheet

Drill Collars		Heavy Weight		Drill Pipe		Drill Pipe		Drill Pipe		Drill Pipe		Drill Pipe	
1	12.83	1	0.83	1	12.61	11	12.91	21	12.94	31		41	
2	12.81	2		2	12.90	12	12.67	22	12.62	32		42	
3	12.82	3		3	12.56	13	12.61	23	12.95	33		43	
4	12.80	4		4	12.93	14	12.93	24	12.91	34		44	
5	12.80	5		5	12.63	15	12.93	25	12.92	35		45	
6	12.80	6		6	12.89	16	12.93	26	12.94	36		46	
7	12.80	7		7	12.86	17	12.58	27	12.57	37		47	
8	12.80	8		8	12.92	18	12.58	28		38		48	
9	12.83	9		9	12.93	19	12.59	29		39		49	
10	12.80	10		10	12.90	20	12.59	30		40		50	
DC	128.09	HW	0.83	1	128.13	2	127.32	3	89.85	4	0.00	5	0.00

Drill Pipe		Drill Pipe		Drill Pipe		Drill Pipe		Drill Pipe		Drill Pipe		Drill Pipe Total	
51		61		71		81		91		101		1	128.13
52		62		72		82		92		102		2	127.32
53		63		73		83		93		103		3	89.85
54		64		74		84		94		104		4	0.00
55		65		75		85		95		105		5	0.00
56		66		76		86		96		106		6	0.00
57		67		77		87		97		107		7	0.00
58		68		78		88		98		108		8	0.00
59		69		79		89		99		109		9	0.00
60		70		80		90		100		110		10	0.00
6	0.00	7	0.00	8	0.00	9	0.00	10	0.00	11	0.00	11	0.00

Stabbing Valve 0.49

Before Test in Derrick		At Test Depth		In	Out	Total		
Total Drill Collars	10	Total Drill Collars		10	0	10	Total DP	345.79
Total Heavy Weight	0	Total Heavy Weight		0	0	0	Total DC	128.09
Total Drill Pipe	64	Total Drill Pipe		27	37	64	Total HWT	0.83

Procedures for running in hole with DST tools:

1. Run tools in slowly to avoid surge pressures
2. Do not rotate drill string
3. Pump out sub must be placed on top of first drill collar
4. Notify DST Supervisor for following conditions:
 - a. If hole gets tight running in or out
 - b. If a bridge is encountered
 - c. If any fluid is encountered in pipe

By signing below, I certify that I am the authorized representative of the above named Operator. I have reviewed the drill pipe tally as shown above and agree that it is correct to the best of my knowledge. On behalf of the above named Operator, I agree to accept responsibility for the Drill Stem Test tools after they are placed below the table into the wellbore and will pay the actual cost of replacement, repair, or any recovery operations of the above mentioned Drill Stem Test Tools.

Tool to Bottom of Top Packer 20.23

Total Strings Above Interval 494.94

Top of Interval Depth 489.00

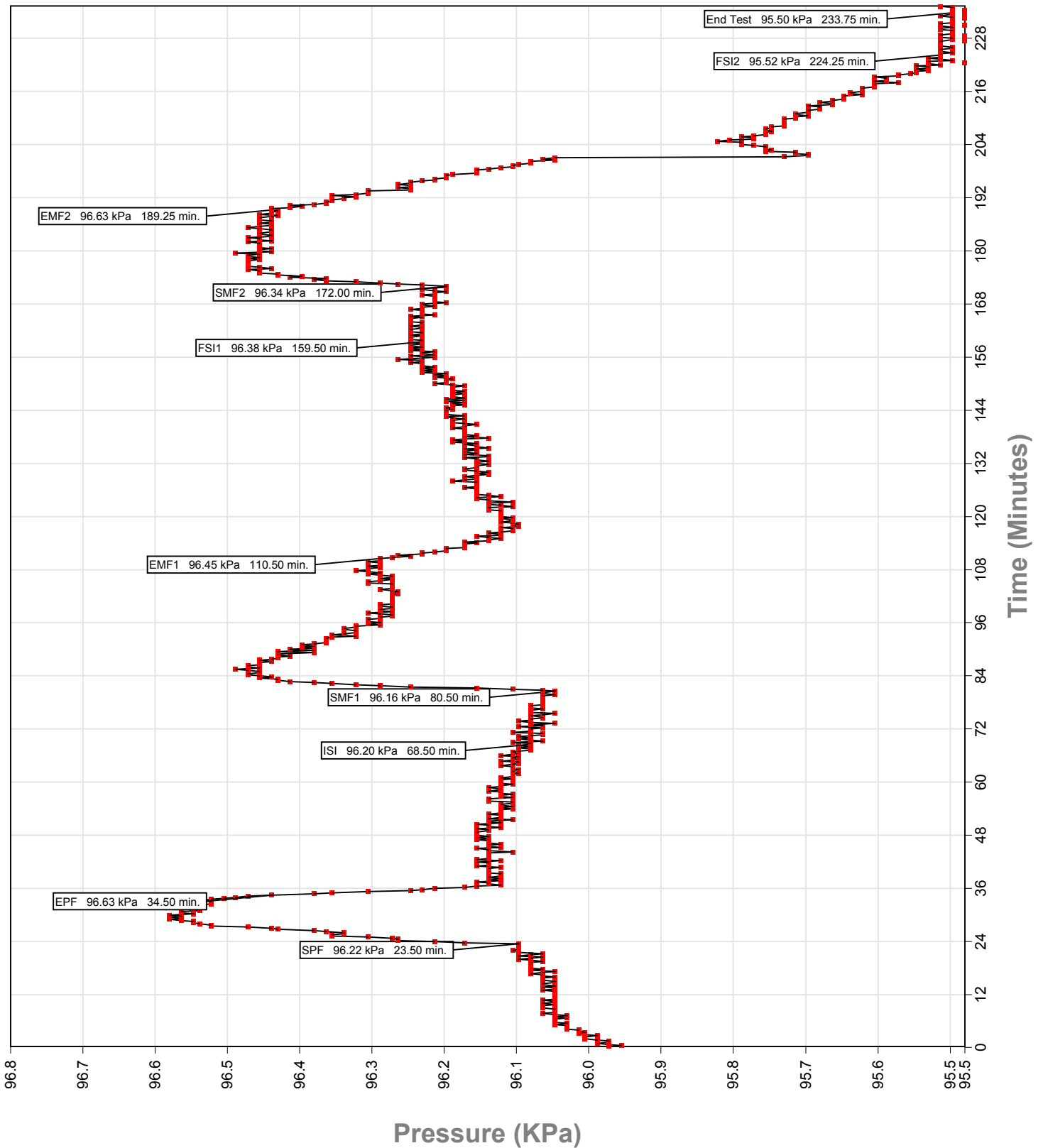
Top Single Above Table 5.94

Company Representative: _____

Friday, October 12, 2012
NCY E Chance E-78
300E786610137000
Fishing Branch / 489 m - 499 m
DST # 6



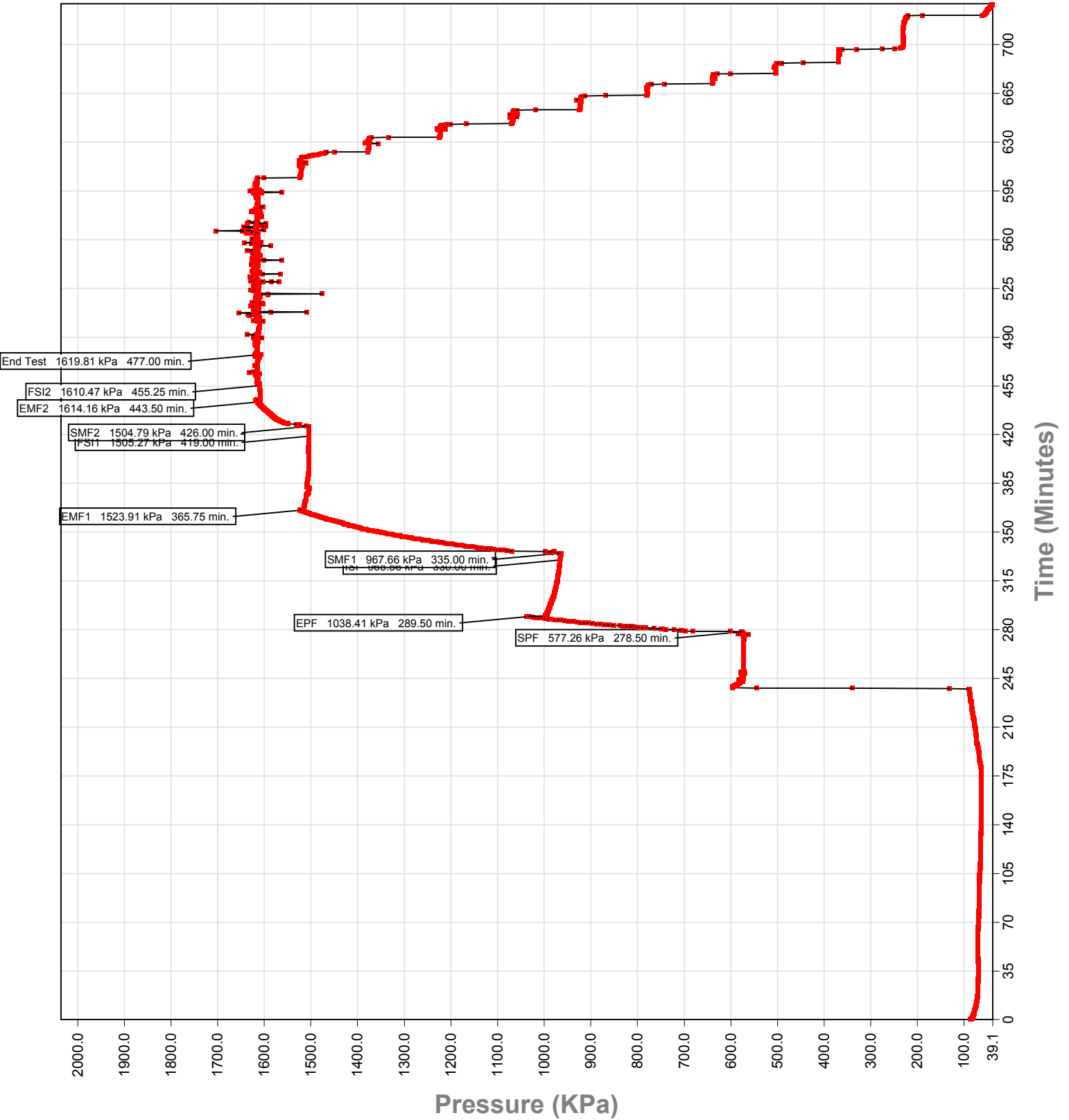
SURFACE PRESSURE CHART



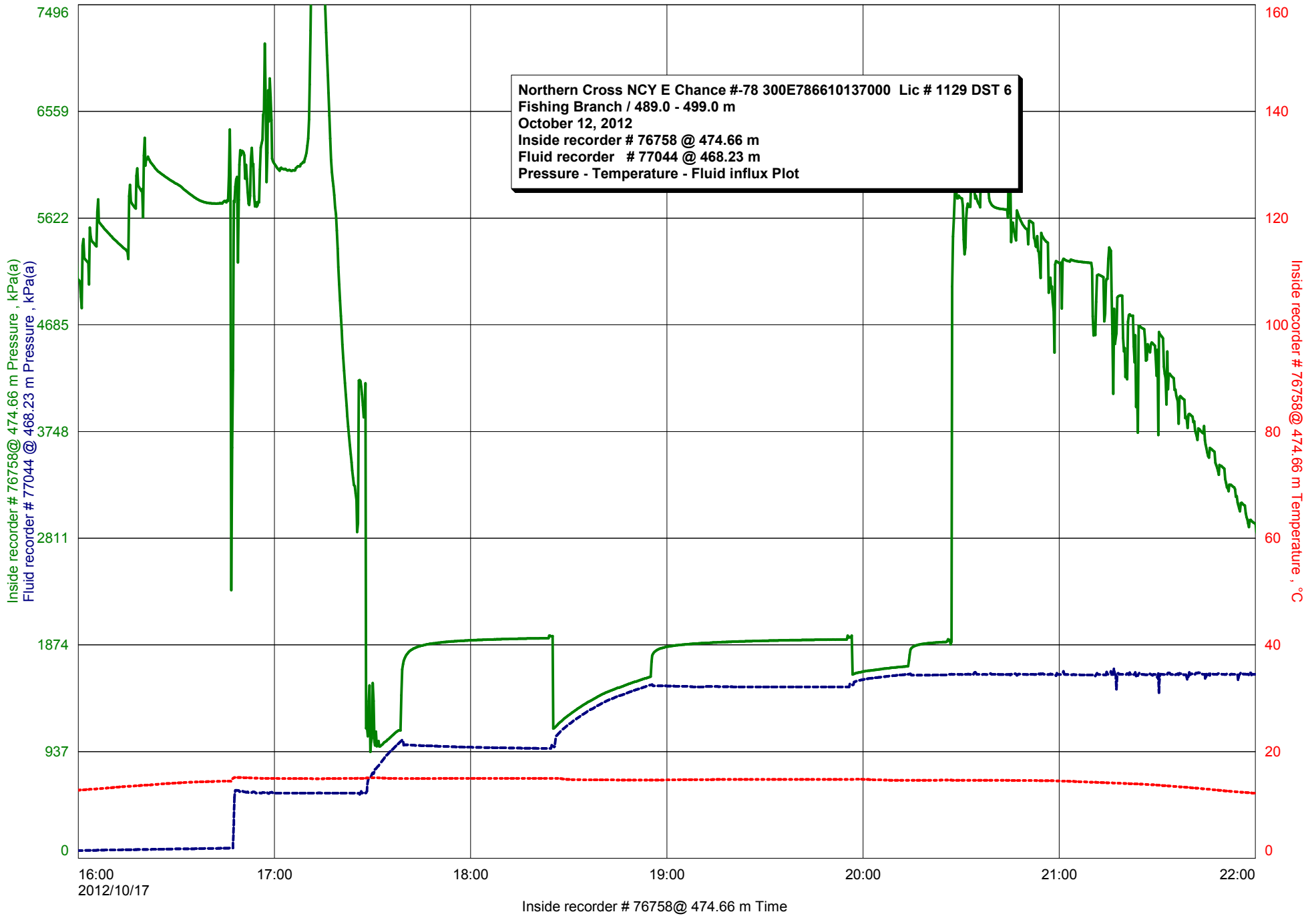
Friday, October 12, 2012
 NCY E Chance E-78
 300E786610137000
 Fishing Branch / 489 m - 499 m
 DST # 6



DOWNHOLE PRESSURE CHART



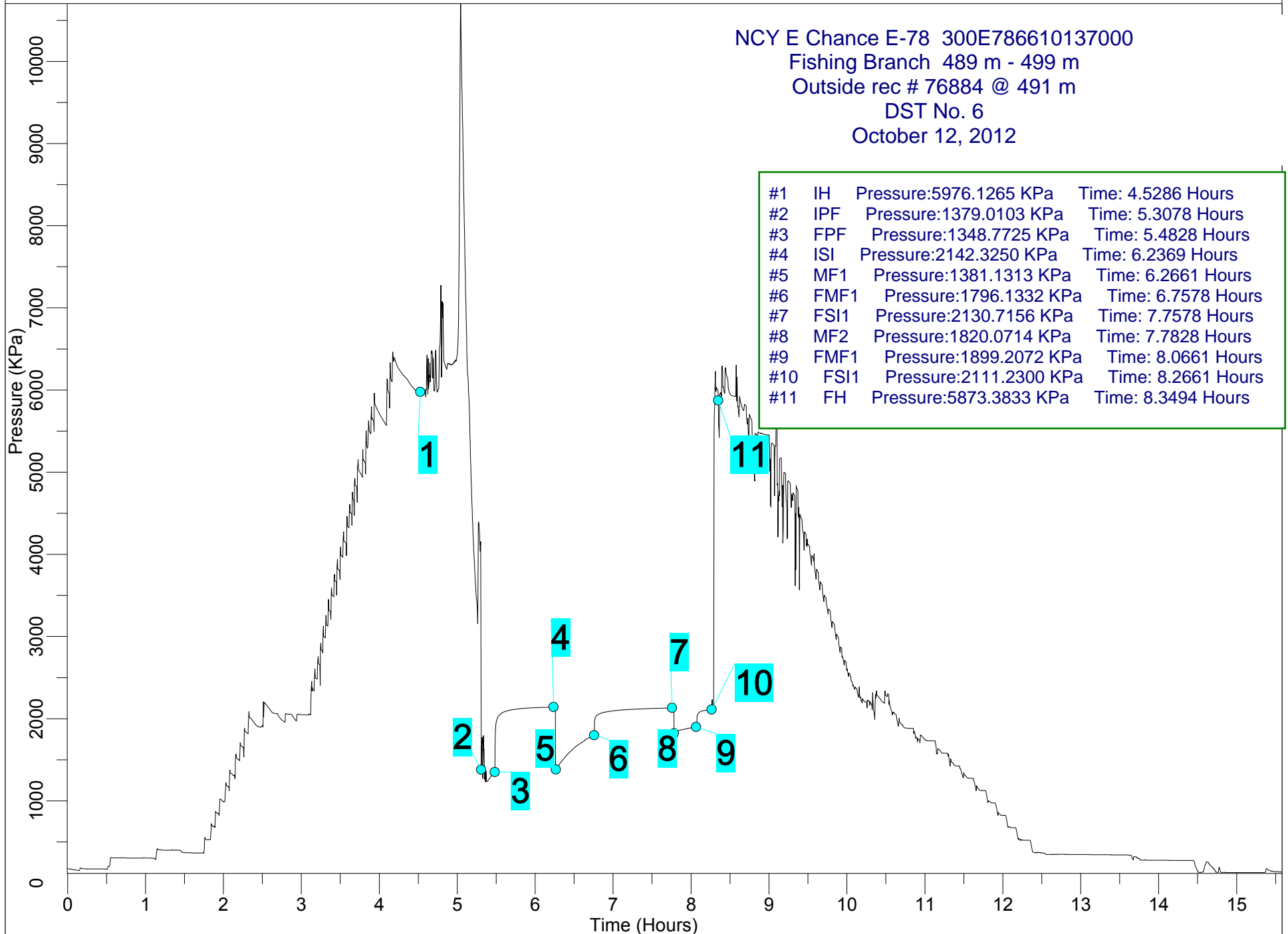
Delta-P Test Corp



Delta-P Test Corp

Delta-P Electro Chart Plot

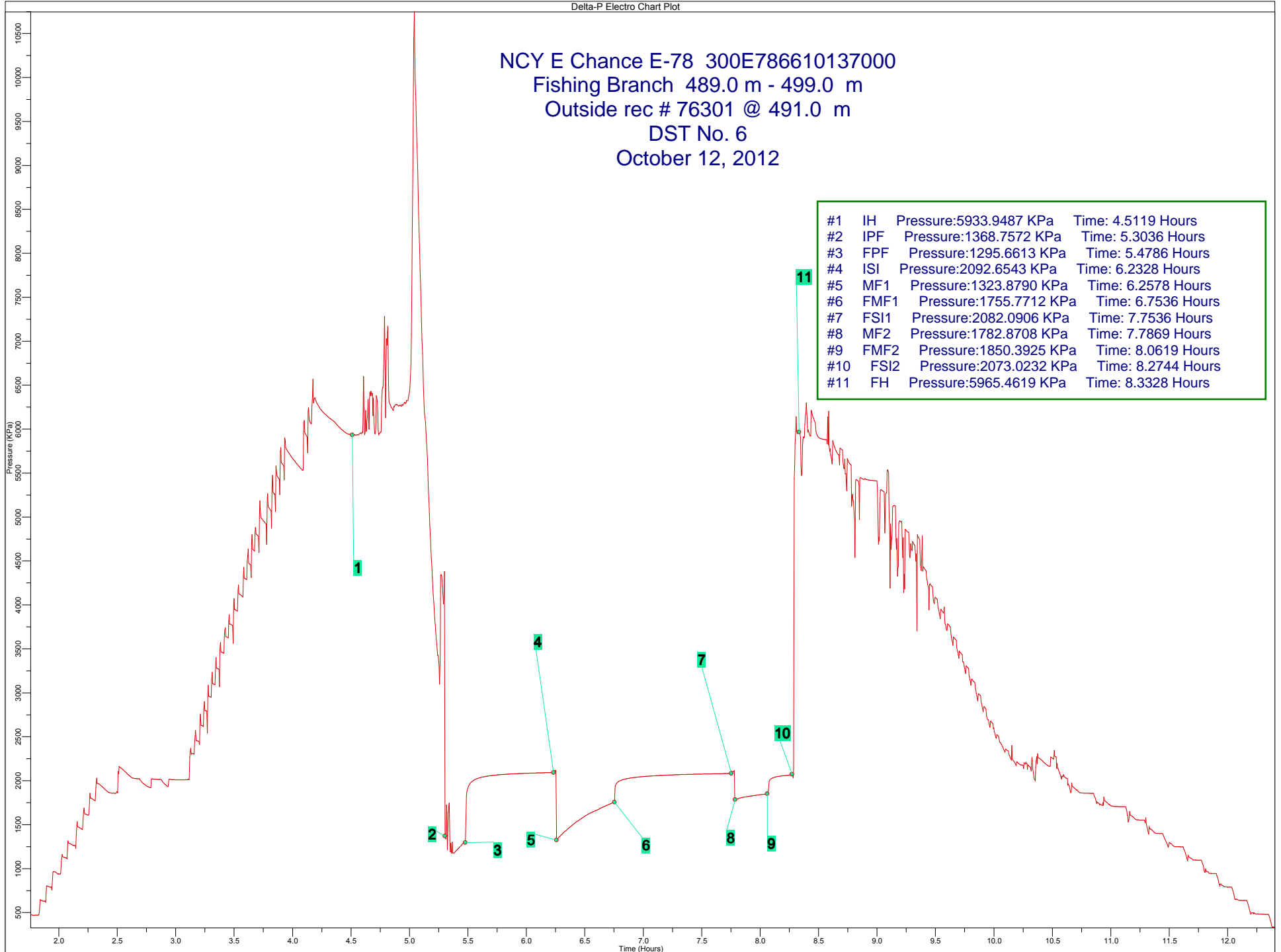
NCY E Chance E-78 300E786610137000
Fishing Branch 489 m - 499 m
Outside rec # 76884 @ 491 m
DST No. 6
October 12, 2012



Delta-P Test Corp

Delta-P Electro Chart Plot

NCY E Chance E-78 300E786610137000
Fishing Branch 489.0 m - 499.0 m
Outside rec # 76301 @ 491.0 m
DST No. 6
October 12, 2012



Delta-P Test Corp.
REAL TIME REC. # 20 @ 481 m
DST #: 6 / Fishing Branch / 489 m - 499 m
DATE: October 12, 2012
NCY E Chance E-78 300E786610137000

1: 5983	6: 1515	11: 5735
2: 1074	7: 1845	
3: 1069	8: 1544	
4: 1855	9: 1612	
5: 1107	10: 1816	

Linear Pressure Plot

