

**SUB-SURFACE  
PRESSURE REPORT**

# Subsurface Pressure Report

Mobil Socony W.M. Chance Y.T. G.08



**NORTHERN CROSS (YUKON) LIMITED**

**MOBIL SOCONY W.M. CHANCE  
YT G-08**

- 1. GENTRONIC STRAIN RECORDER - BOTTOM DATA**
- 2. GENTRONIC STRAIN RECORDER - BOTTOM PLOTS**
- 3. GENTRONIC STRAIN RECORDER - TOP DATA**
- 4. GENTRONIC STRAIN RECORDER - TOP PLOTS**
- 5. COMPARISON PLOTS**
- 6. TOP AND BOTTOM 40 HOUR PRESSURE PLOTS**
- 7. GENTRONIC STRAIN RECORDER - TRANSIENT DATA**

**Test Date: March 22 - June 14, 1998**

**Report By: Lise Champagne**





(403) 250-3800

**GENCO Pressure Control Limited**  
**SUBSURFACE PRESSURE MEASUREMENTS**

CALGARY, AB.

**Basic Data:**

Company <u>Northern Cross (Yukon) Limited</u>	Gentronics Electronic Gauge
Address <u>Suite 430, 700 - 4th Avenue S.W.</u>	c/w Memory Recorder
<u>Calgary, Alberta T2P 3J4</u>	S/N: <u>GSB-25008</u>
Well Name <u>Mobil Socony W.M. Chance</u>	Field & Pool <u>Eagle Plains</u>
Well Identifier <u>YTG-02</u>	Type of Test <u>Swab &amp; Build-up</u>
Status <u>Oil</u>	Date of Test <u>Mar 22 - Jun 14, 1998</u>
DWG Tubing Pressure _____ kPa	DWG Casing Pressure _____ kPa
Tubing <u>73.0</u> mm @ <u>1316.4</u> m KB	Casing <u>177.8</u> mm @ <u>1497.8</u> m KB
Producing Interval <u>1338.1 - 1350.0</u> mKB	Producing Through <u>Tubing</u>
Elevation <u>518.8</u> m CF, <u>524.2</u> m KB	MPP Interval <u>1338.7</u> m CF
Datum Depth of Well _____ m CF	Run Depth <u>1326.6</u> m CF
Temperature at Run Depth <u>31.5</u> °C	Pool Datum _____ m (subsea)
Pressure at Run Depth <u>4990.8</u> kPaG	Gradient at Run Depth _____ kPa/m
MPP Pressure _____ kPaG	Datum Depth Pressure _____ kPaG
Final Buildup Pressure <u>13303.4</u> kPaG	Date on Bottom <u>Mar 22, 1998 @19:44:00</u>
Date off Bottom <u>Jun 14, 1998 @17:48:00</u>	Shut in Date <u>March 23, 1998</u>

**Summary:**

Tandem Gentronic Strain Recorders. Both Recorders Ran Within Specification.

Rig Pulled Swabs for Approximately 10 Hours at Start of Test. 47.6mm X Nipple @ 1316.4 mKB. 47.6mm XN Nipple @ 1332.0 mKB.

**Preparation Data:**

Tested By <u>GENCO</u>	Computed By <u>L. Champagne</u>	Report Date <u>Jun 19, 1998</u>
------------------------	---------------------------------	---------------------------------

BOTTOM GAUGE

GENCO PRESSURE CONTROL LIMITED

(403) 250-3800

Calgary, AB.

OPERATIONS SUMMARY

Company: Northern Cross (Yukon) Limited  
Mobil Socony W.M. Chance

LSD: YTG-08  
Bottom Gauge

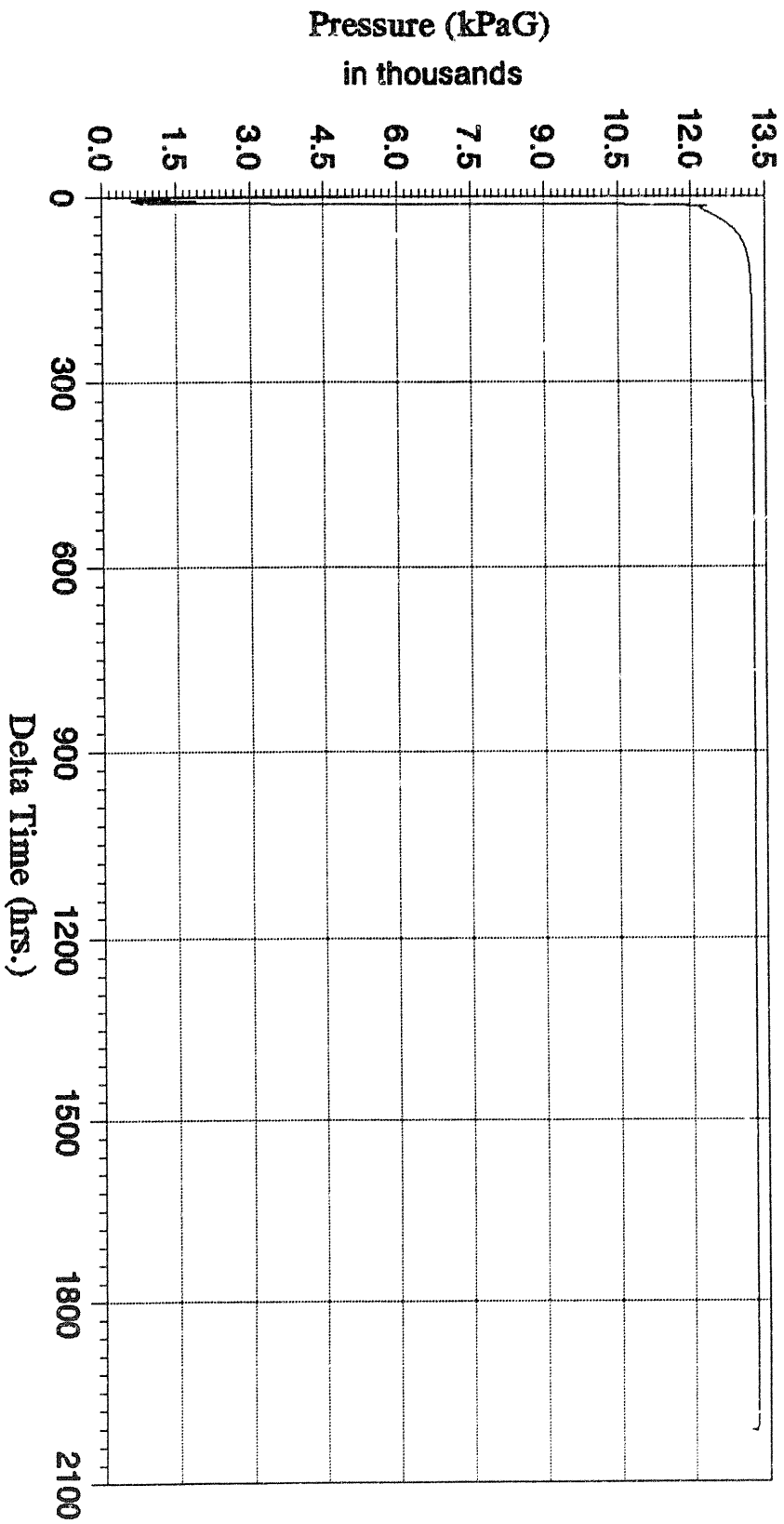
Date	Time	dt(hrs)	P(kpaG)	T(°C)	Pt. #	Remarks
1998/03/22	19:05:00	0.0000	0.0	18.7	1	Begin Data Acquisition
	19:44:00	0.6500	4990.8	31.5	61	Gauge landed on bottom at 1326.6 mCF
1998/03/23	06:10:30	11.0917	3377.5	32.3	1257	Set Prong in PX Plug
1998/06/14	11:24:00	2008.3167	13246.5	35.6	21617	Pulled Prong - PX Plug
	17:48:00	2014.7167	13303.4	35.6	21777	Recorder off bottom
	18:18:00	2015.2167	0.0	17.9	21791	End Data Acquisition

Absolute pressures are converted to gauge pressures  
assuming a barometric pressure of 90 kPa.



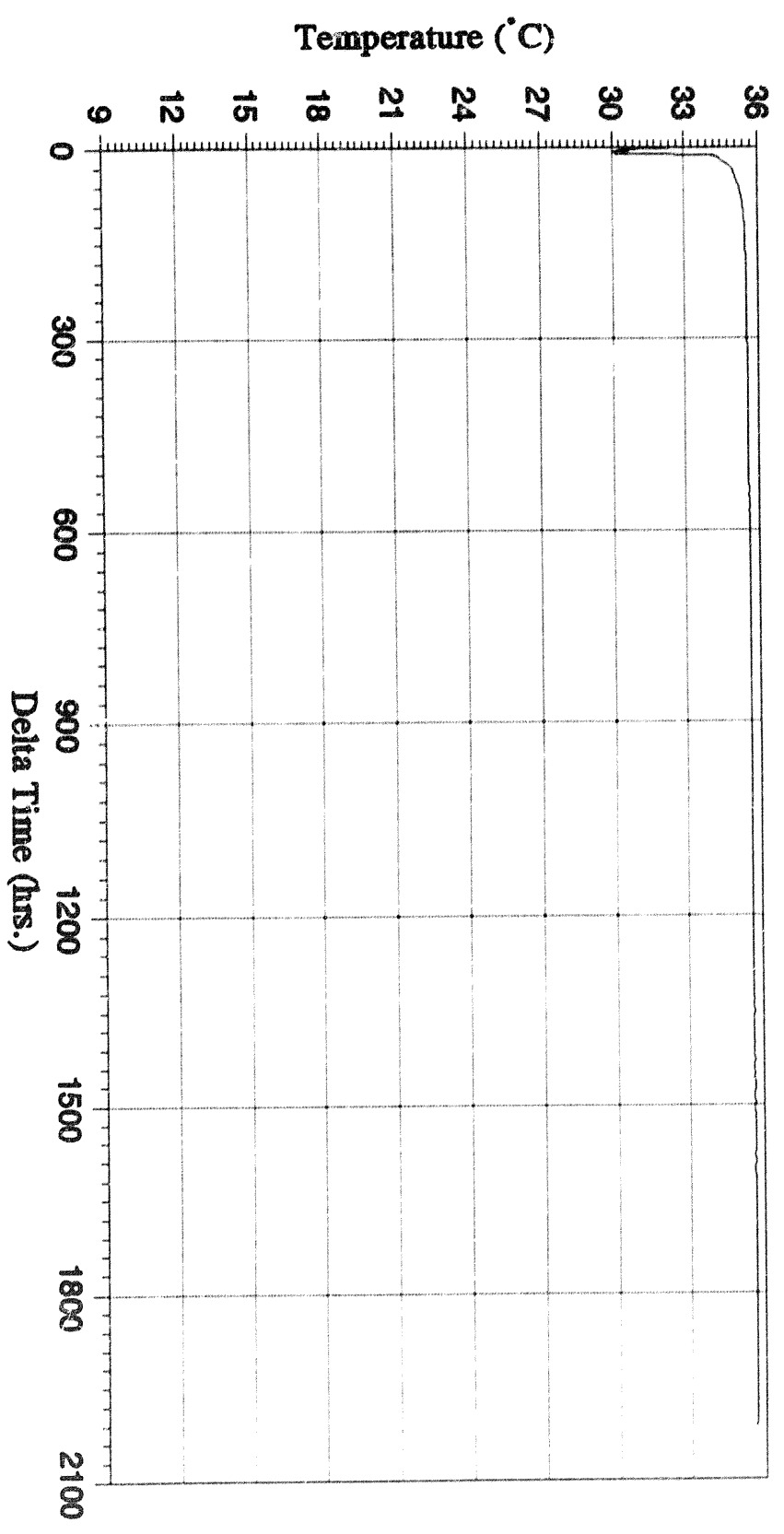


Northern Cross (Yukon) Limited  
YTG-08  
Gentronics ES Bottom Gauge Pressures



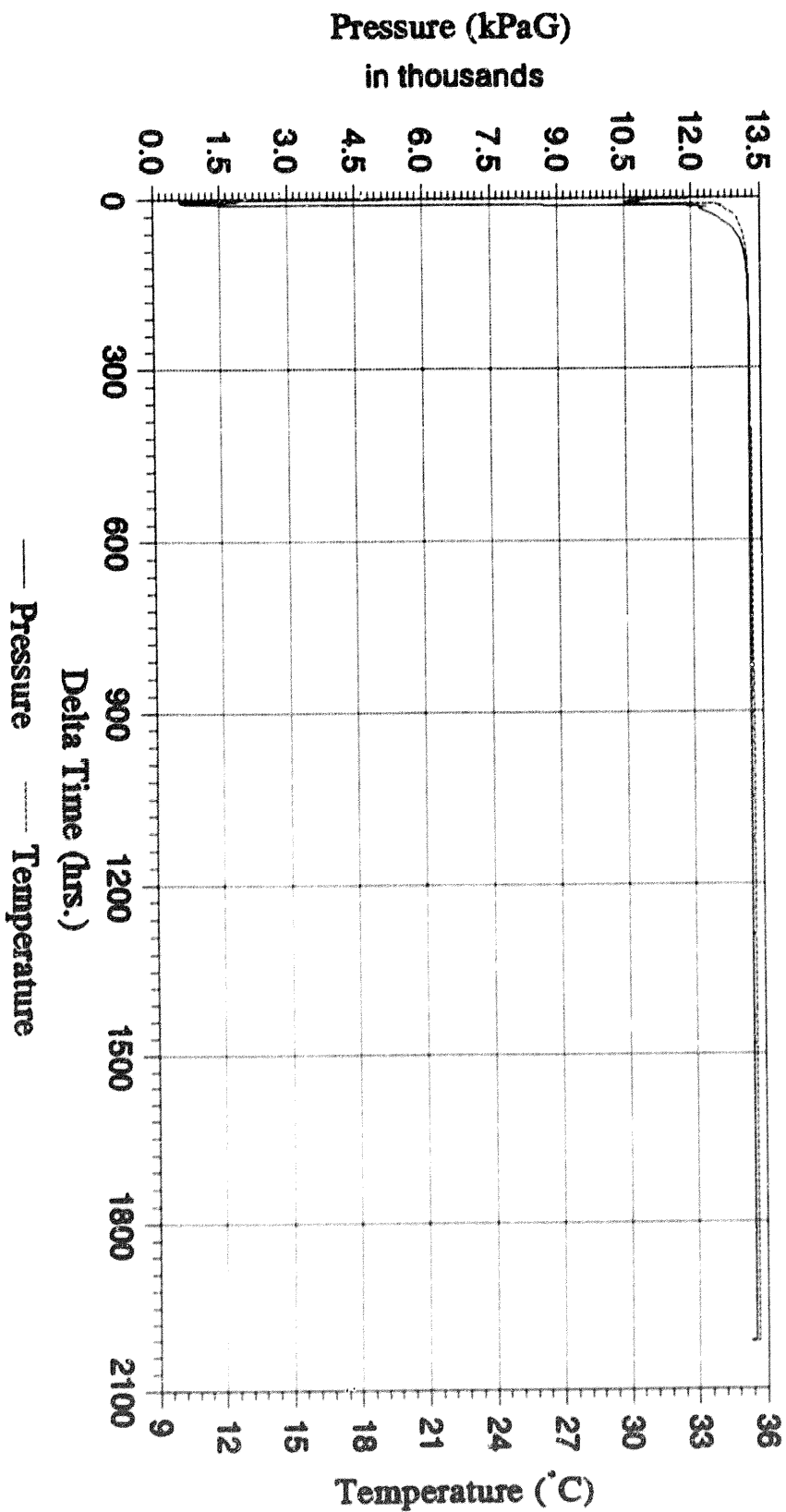
GENCO PRESSURE CONTROL LTD. (403) 250-3800  
Start Acquisition: 1998/03/22 19:05:00  
End Acquisition: 1998/06/14 18:18:00

Northern Cross (Yukon) Limited  
YTG-08  
Gentronics ES Bottom Gauge Temp.



GENCO PRESSURE CONTROL LTD (403)250-3800  
Start Acquisition: 1998/03/22 19:05:00  
End Acquisition: 1998/06/14 18:18:00

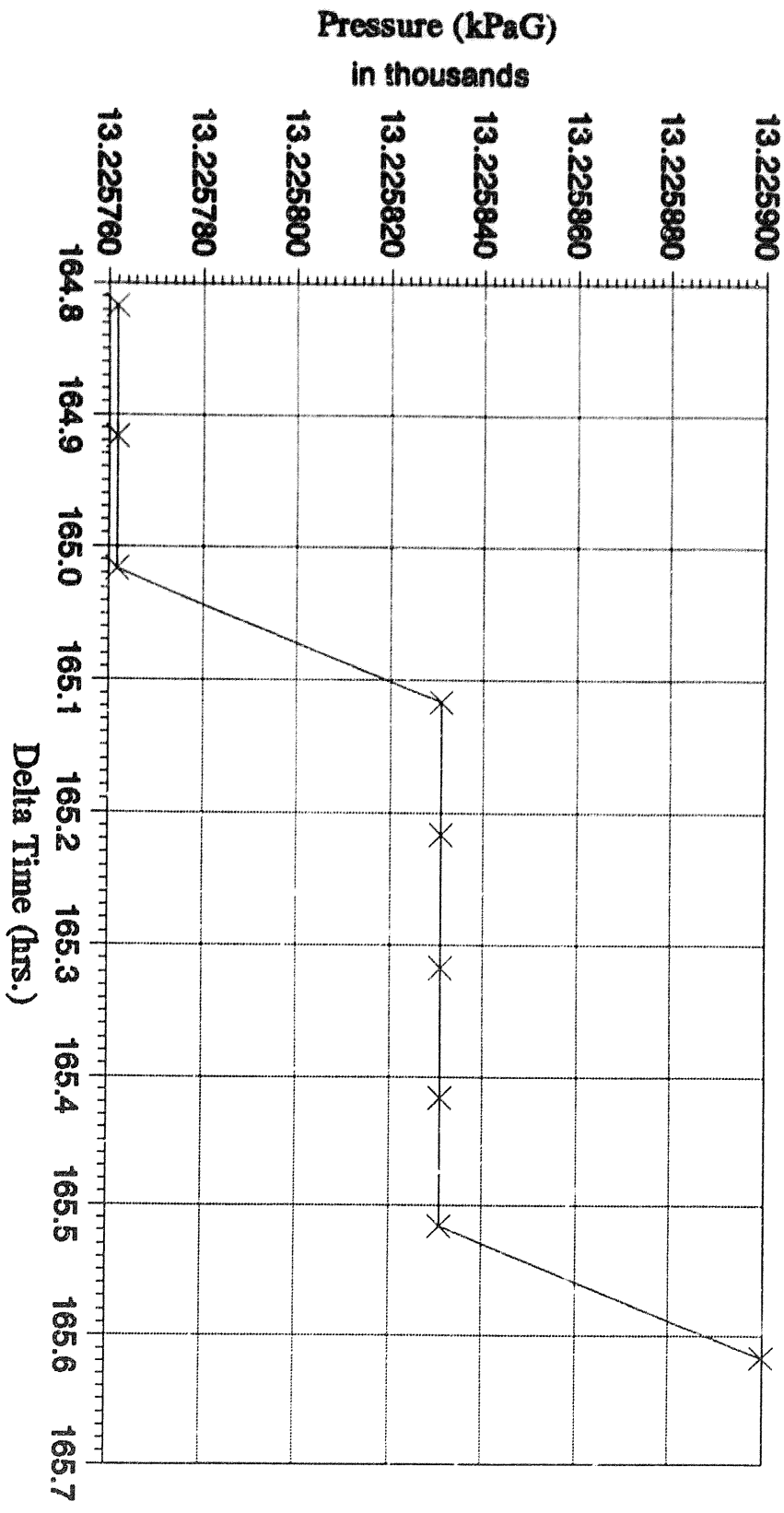
Northern Cross (Yukon) Limited  
YTG-08  
Gentronics ES Bottom Pressure/Temp



GENCO PRESSURE CONTROL LTD (403)250-3800  
Start Acquisition: 1998/03/22 19:05:00  
End Acquisition: 1998/06/14 18:18:00



Northern Cross (Yukon) Limited  
YTG-08  
Bottom Gauge Apparent Resolution



GENCO PRESSURE CONTROL LTD (403) 250-3800  
Start Acquisition: 1998/03/22 19:05:00  
End Acquisition: 1998/06/14 18:18:00

(403) 250-3800

**GENCO Pressure Control Limited**  
**SUBSURFACE PRESSURE MEASUREMENTS**

CALGARY, AB.

**Basic Data:**

Company <u>Northern Cross (Yukon) Limited</u>	<b>Genronics Electronic Gauge</b>
Address <u>Suite 430, 700 - 4th Avenue S.W.</u>	<b>c/w Memory Recorder</b>
<u>Calgary, Alberta T2P 3J4</u>	S/N: <b>GSB-25006</b>
Well Name <u>Mo'il Socony W.M. Chance</u>	Field & Pool <u>Eagle Plains</u>
Well Identifier <u>YTG-08</u>	Type of Test <u>Swab &amp; Build-up</u>
Status <u>Oil</u>	Date of Test <u>Mar 22 - Jun 14, 1998</u>
DWG Tubing Pressure _____ kPa	DWG Casing Pressure _____ kPa
Tubing <u>73.0</u> mm @ <u>1316.4</u> m KB	Casing <u>177.8</u> mm @ <u>1497.8</u> m KB
Producing Interval <u>1338.1 - 1350.0</u> mKB	Producing Through <u>Tubing</u>
Elevation <u>518.8</u> m CF, <u>524.2</u> m KB	MPP Interval <u>1338.7</u> m CF
Datum Depth of Well _____ m CF	Run Depth <u>1325.6</u> m CF
Temperature at Run Depth <u>31.4</u> °C	Pool Datum _____ m (subsea)
Pressure at Run Depth <u>4980.1</u> kPaG	Gradient at Run Depth _____ kPa/m
MPP Pressure _____ kPaG	Datum Depth Pressure _____ kPaG
Final Buildup Pressure <u>13302.2</u> kPaG	Date on Bottom <u>Mar 22, 1998 @19:44:00</u>
Date off Bottom <u>Jun 14, 1998 @17:48:00</u>	Shut in Date <u>March 23, 1998</u>

**Summary:**

**Tandem Genronic Strain Recorders. Both Recorders Ran Within Specification.**

**Rig Pulled Swabs for Approximately 10 Hours at Start of Test. 47.6mm X Nipple @ 1316.4 mKB. 47.6mm XN Nipple @ 1332.0 mKB.**

**Preparation Data:**

Tested By GENCO Computed By L. Champagne Report Date Jun 19, 1998

TOP GAUGE

GENCO PRESSURE CONTROL LIMITED

(403) 250-3800

Calgary, AB.

OPERATIONS SUMMARY

Company: Northern Cross (Yukon) Limited  
Mobil Socony W.M. Chance

LSD: YTG-08  
Top Gauge

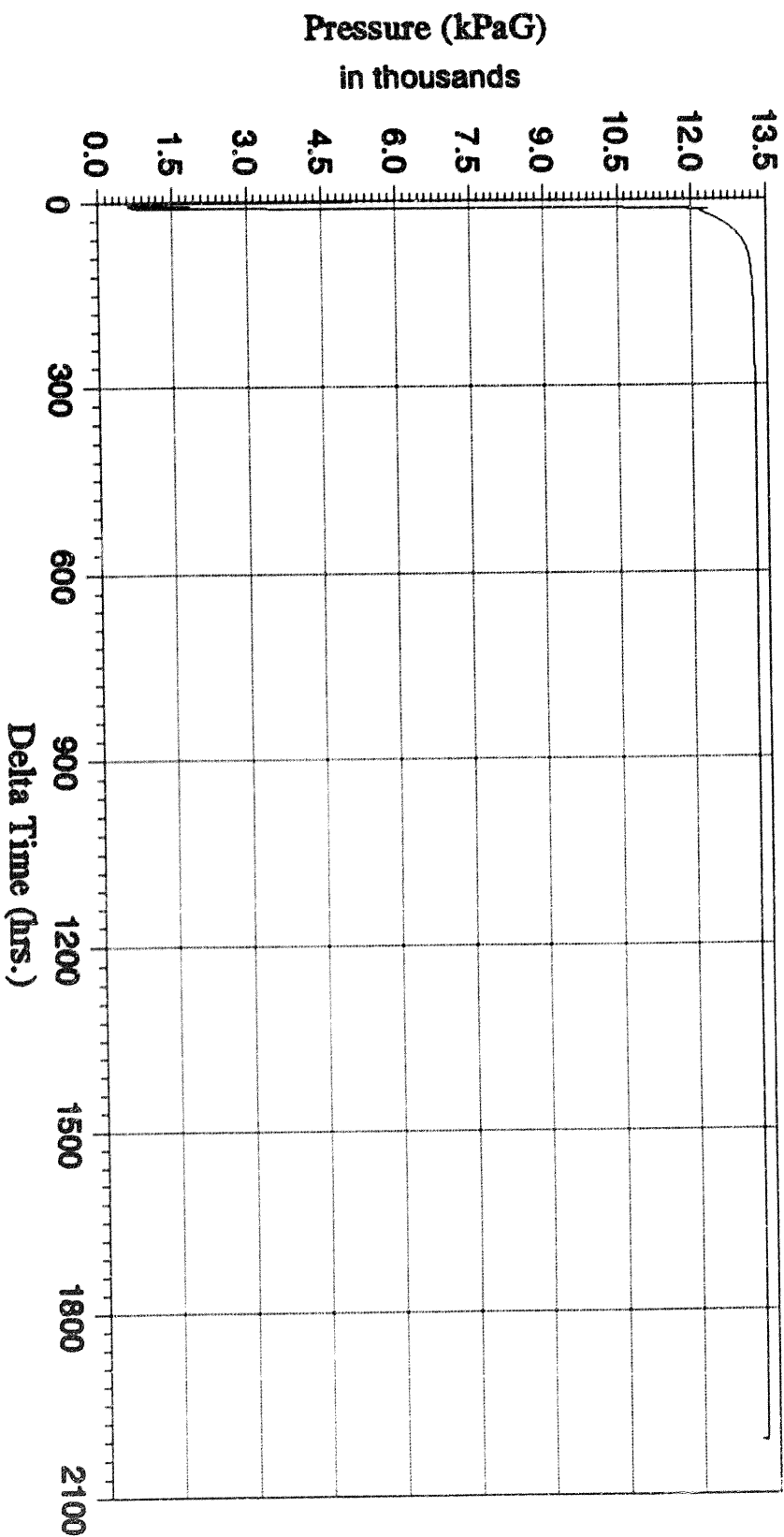
Date	Time	dt(hrs)	P(kpaG)	T(°C)	Pt. #	Remarks
1998/03/22	19:05:00	0.0000	0.0	18.8	1	Begin Data Acquisition
	19:44:00	0.6500	4980.1	31.4	61	Gauge landed on bottom at 1325.6 mCF
1998/03/23	06:10:30	11.0917	3369.6	32.0	1281	Set Prong in PX Plug
1998/06/14	11:24:00	2008.3167	13251.3	35.4	21630	Pulled Prong - PX Plug
	17:48:00	2014.7167	13302.2	35.4	21801	Recorder off bottom
	18:06:00	2015.0167	0.0	13.5	21803	End Data Acquisition

Absolute pressures are converted to gauge pressures  
assuming a barometric pressure of 90 kPa.



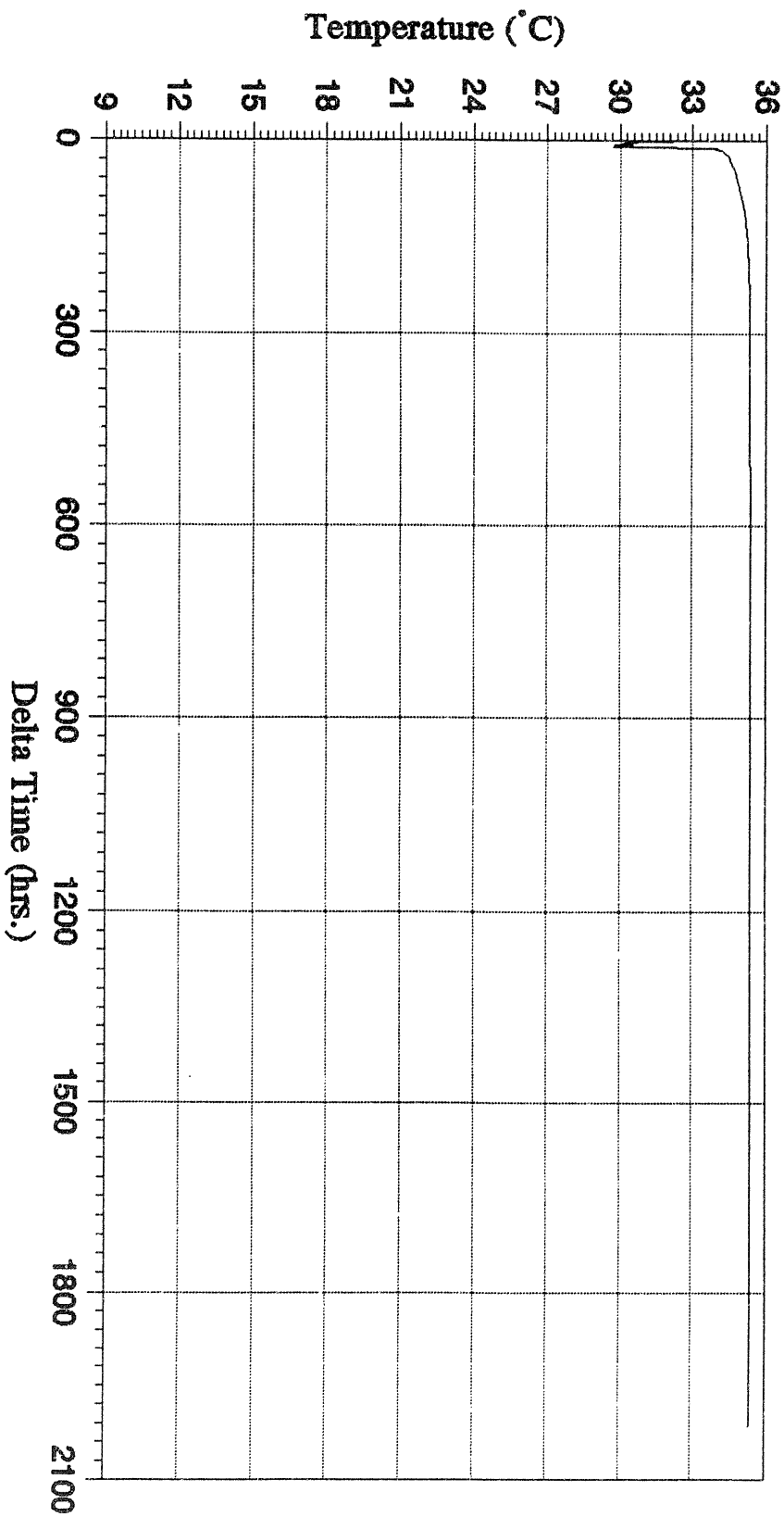


Northern Cross (Yukon) Limited  
YTG-08  
Gentronics ES Top Gauge Pressures



GENCO PRESSURE CONTROL LTD. (403) 250-3800  
Start Acquisition: 1998/03/22 19:05:00  
End Acquisition: 1998/06/14 18:06:00

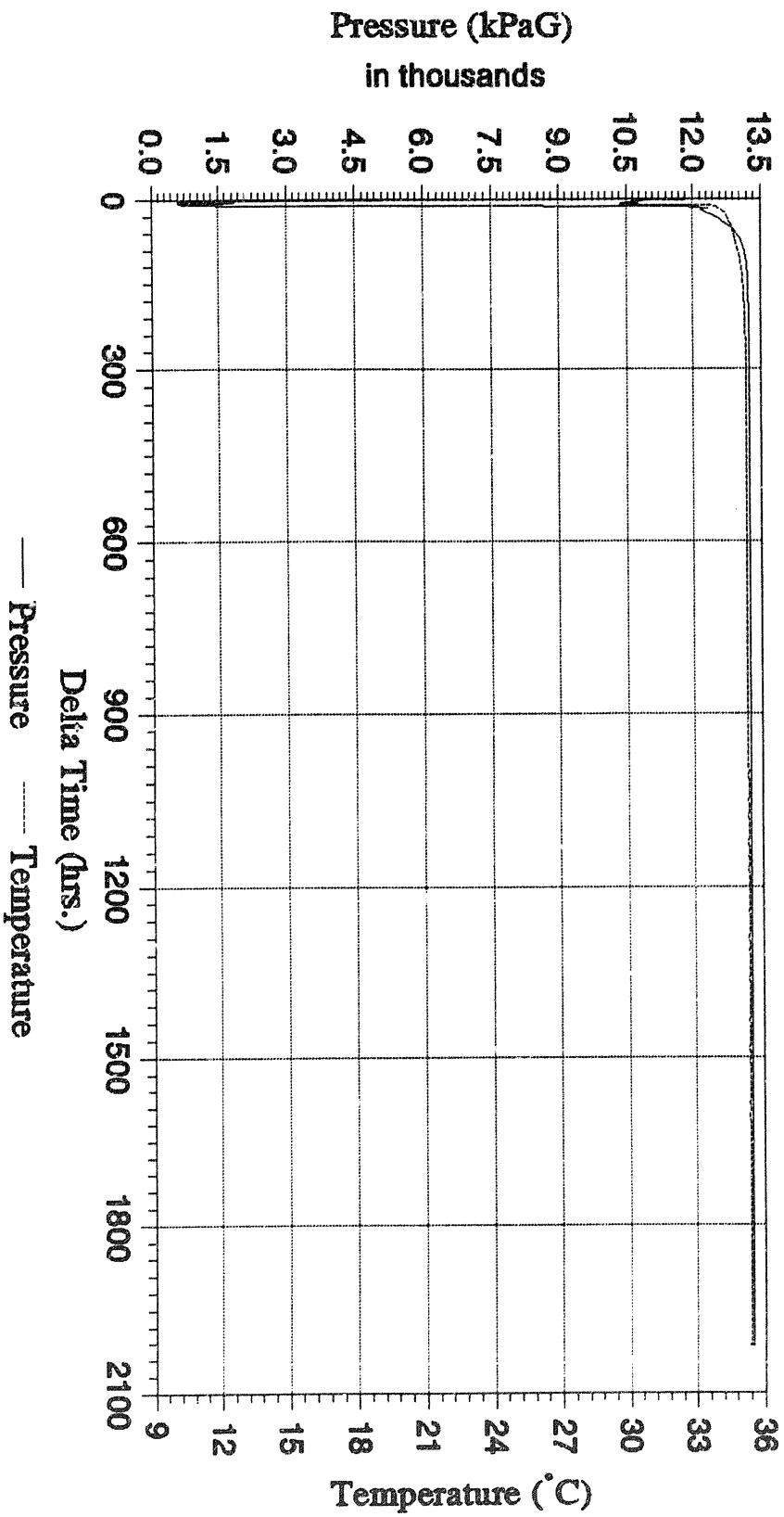
Northern Cross (Yukon) Limited  
YTG-08  
Gentronics ES Top Gauge Temp.



GENCO PRESSURE CONTROL LTD (403)250-3800  
Start Acquisition: 1998/03/22 19:05:00  
End Acquisition: 1998/06/14 18:06:00

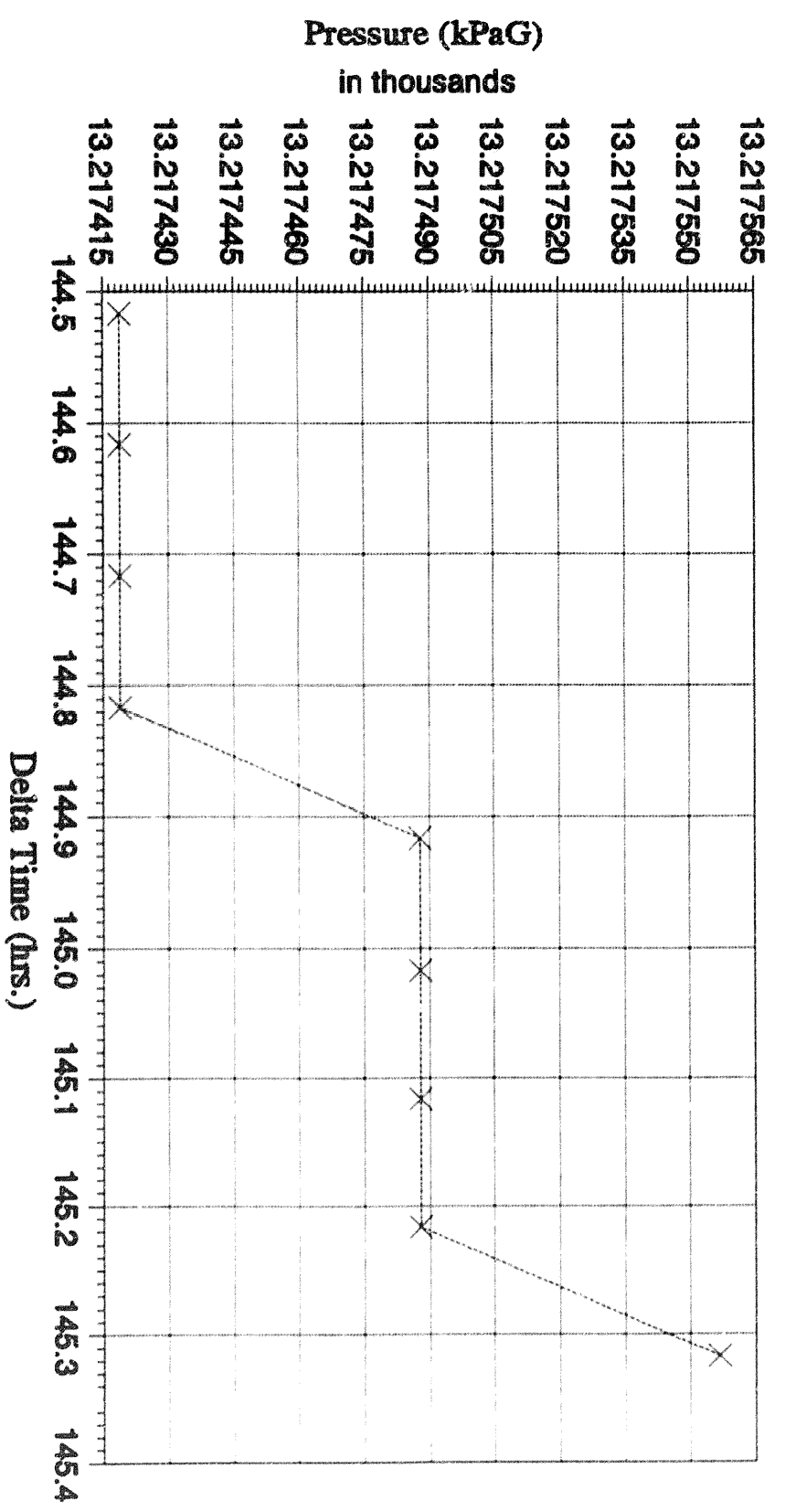


Northern Cross (Yukon) Limited  
YTG-08  
Gentronics ES Top Pressure/Temp



GENCO PRESSURE CONTROL LTD. (403) 250-3800  
Start Acquisition: 1998/03/22 19:05:00  
End Acquisition: 1998/06/14 18:06:00

Northern Cross (Yukon) Limited  
 YTG-08  
 Top Gauge Apparent Resolution

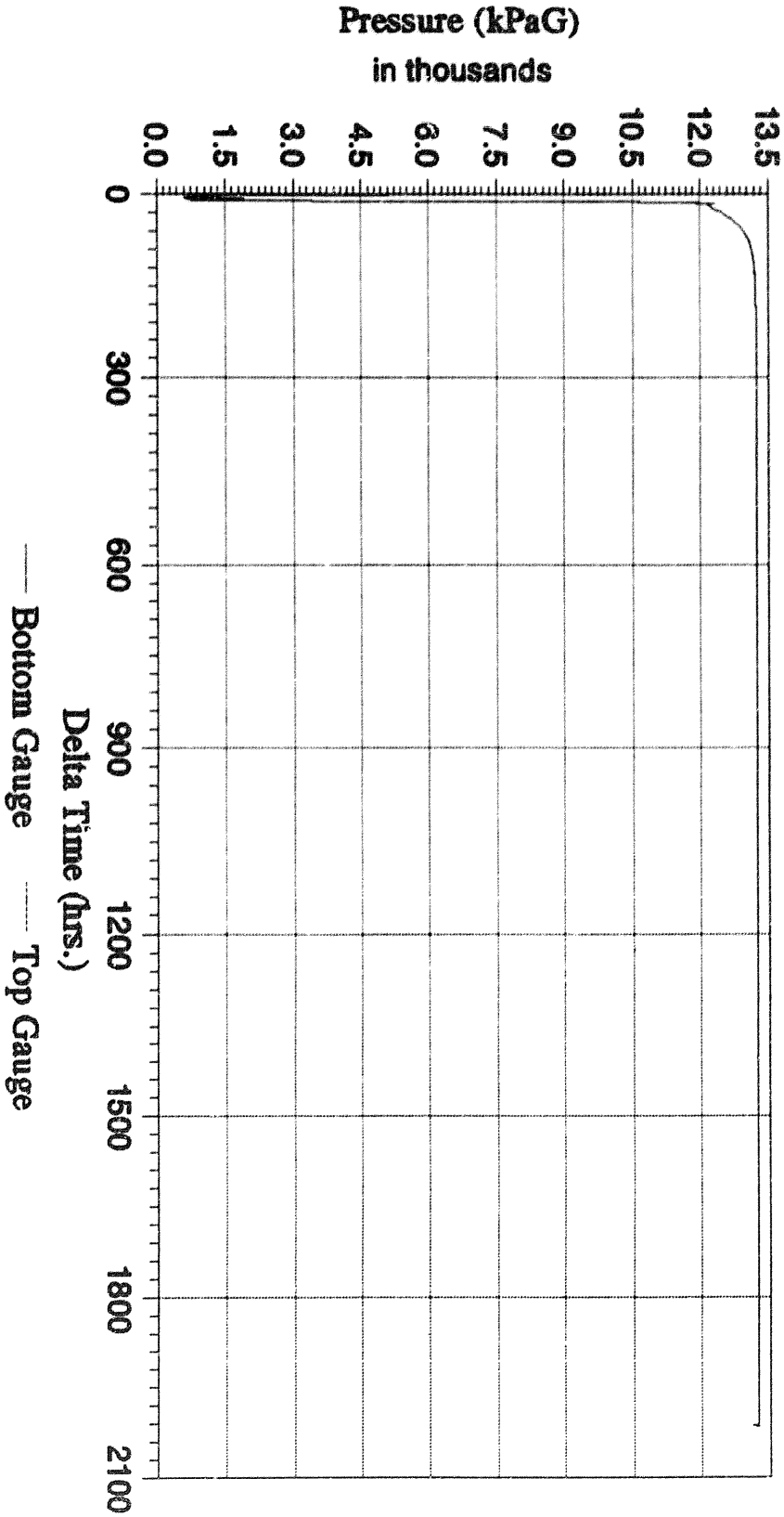


GENCO PRESSURE CONTROL LTD. (403) 250-3800  
 Start Acquisition: 1998/03/22 19:05:00  
 End Acquisition: 1998/06/14 18:06:00



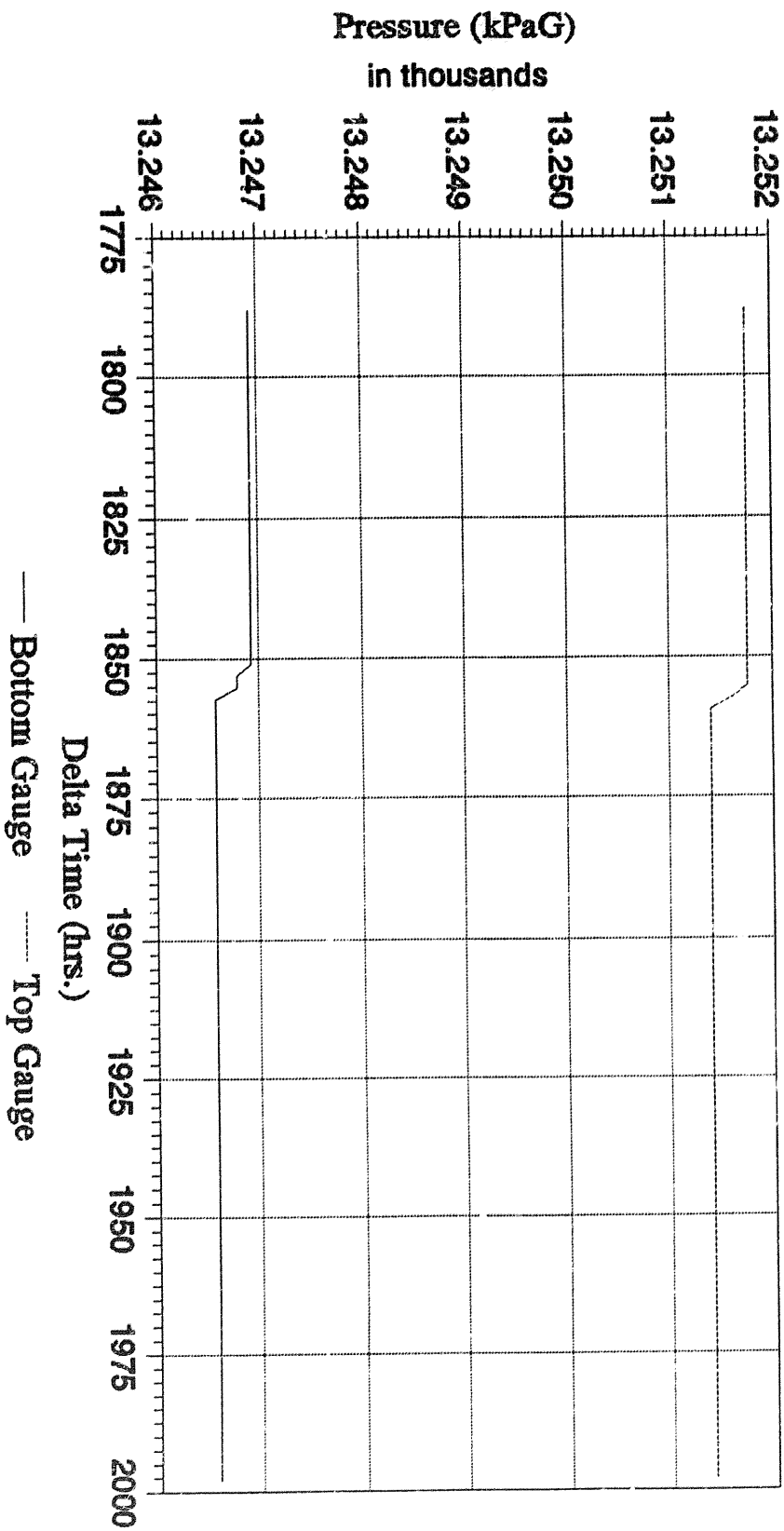


Northern Cross (Yukon) Limited  
YTG-08  
Gentronics ES Gauge Press. Tracking



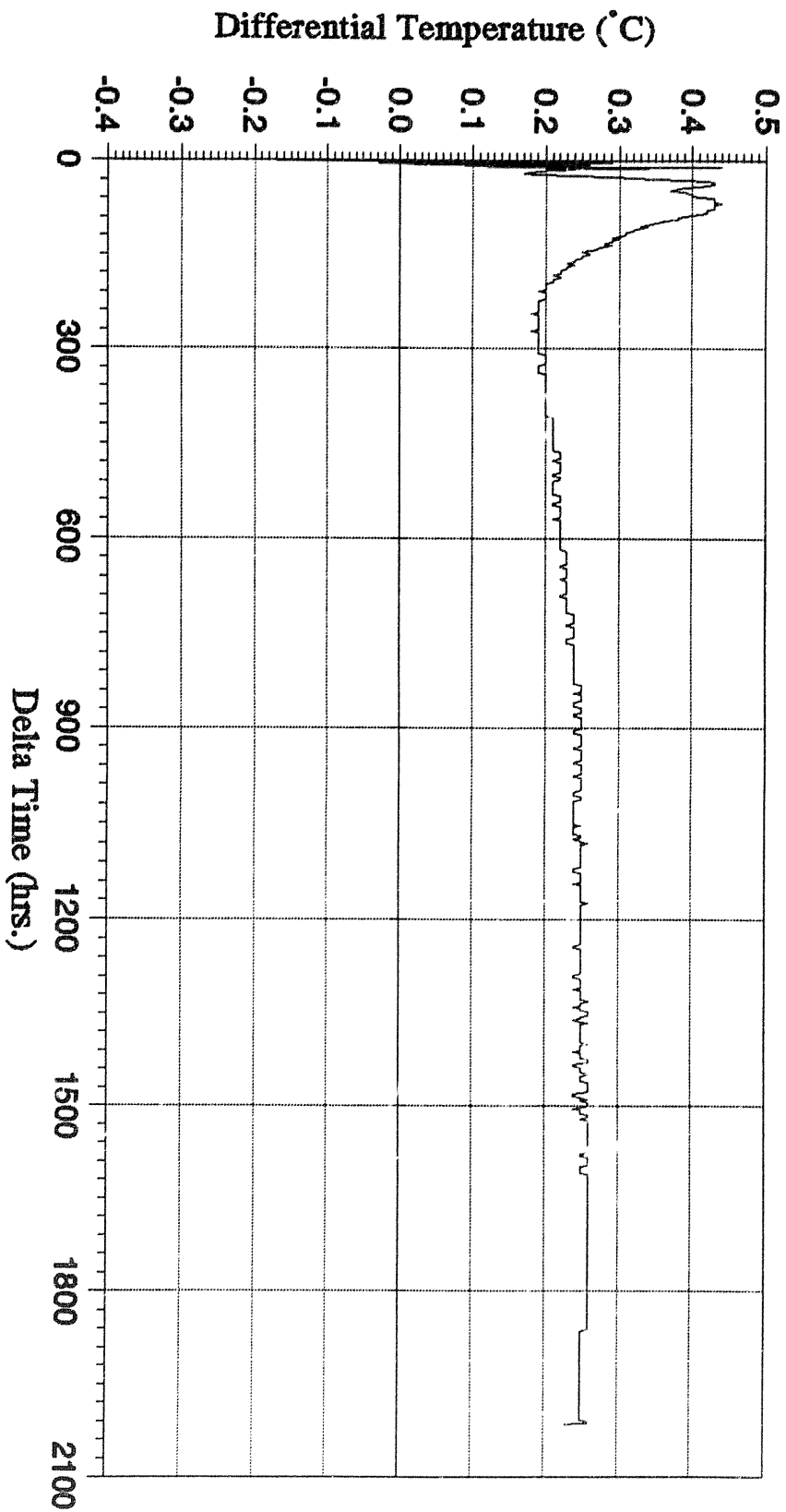
GENCO PRESSURE CONTROL LTD (403)250-3800  
Start Acquisition: 1998/03/22 19:05:00  
End Acquisition: 1998/06/14 18:06:00

Northern Cross (Yukon) Limited  
 YTG-08  
 Pressure Tracking Detail



GENCO PRESSURE CONTROL LTD. (403)250-3800  
 Start Acquisition: 1998/03/22 19:05:00  
 End Acquisition: 1998/06/14 18:06:00

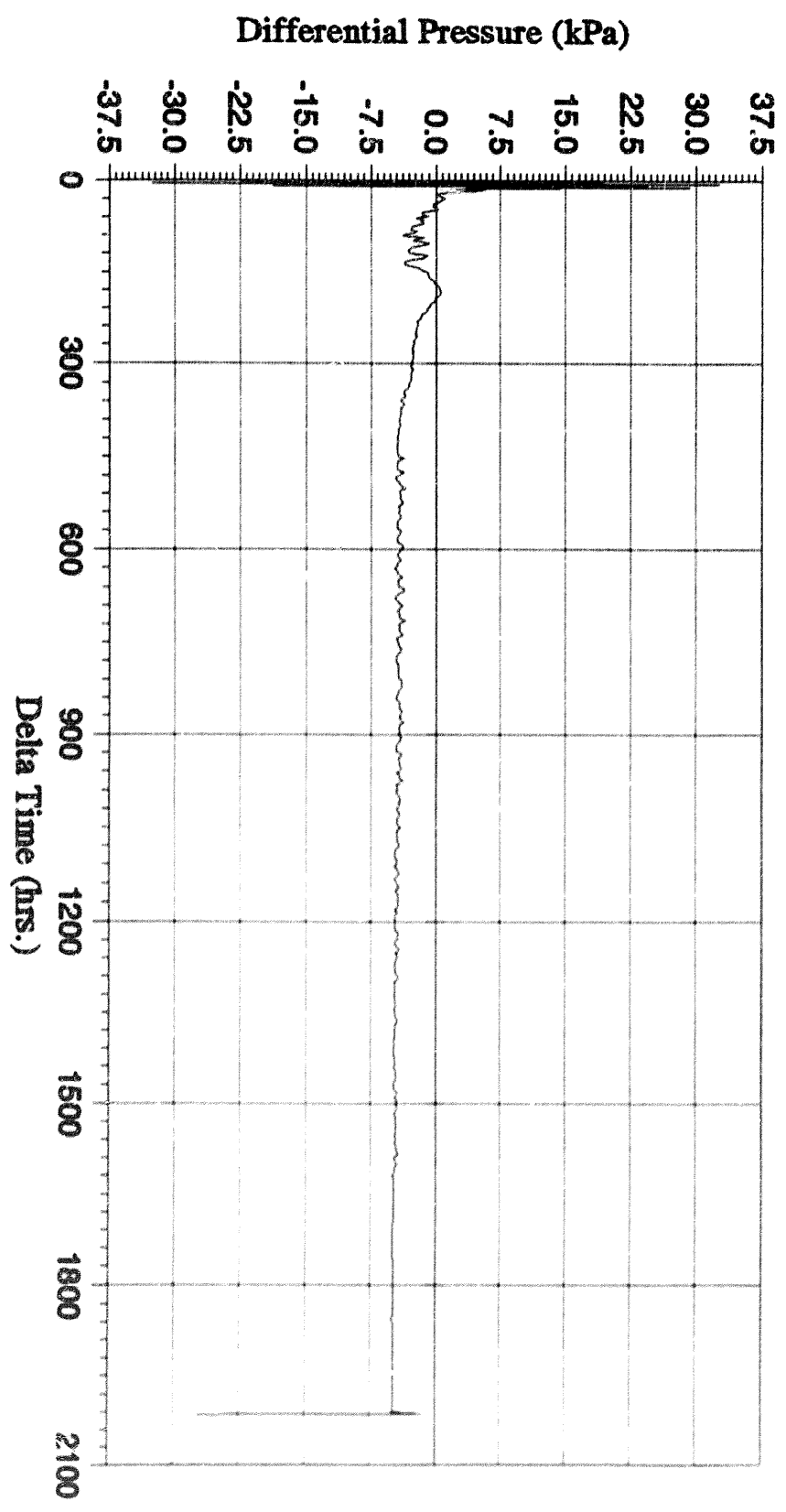
Northern Cross (Yukon) Limited  
YTG-08  
GSB-25008 and GSB-25006 Differential



GENCO PRESSURE CONTROL LTD (403)250-3800  
Sets Matched = 21675 Rejected = 116  
1998/03/22 19:05 - 1998/05/14 18:06



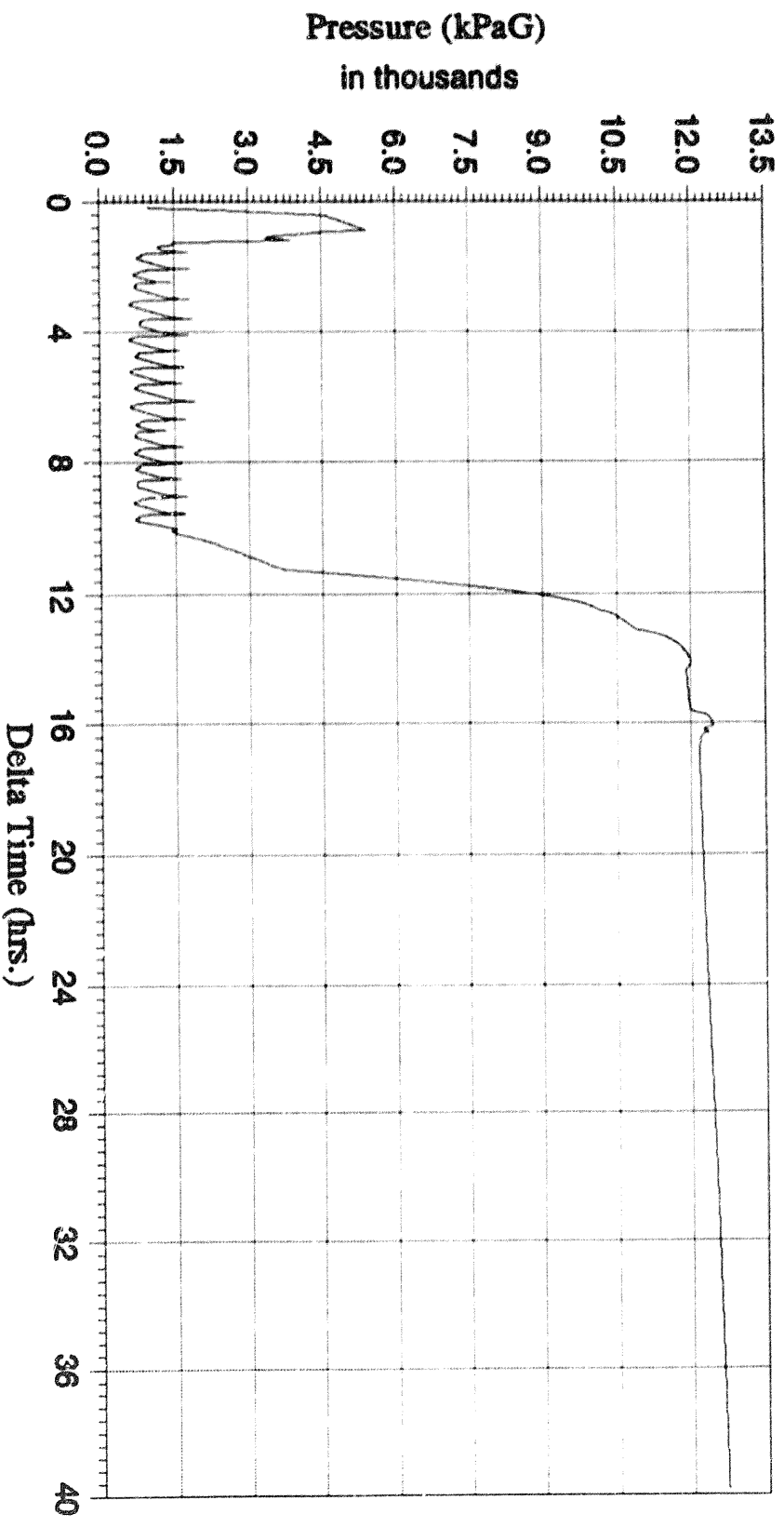
Northern Cross (Yukon) Limited  
YTG-08  
GSB-25008 and GSB-25006 Differential



GENCO PRESSURE CONTROL LTD (403) 250-3800  
Sets Matched - 21675 Rejected - 116  
1998/03/22 19:05 - 1998/06/14 18:06



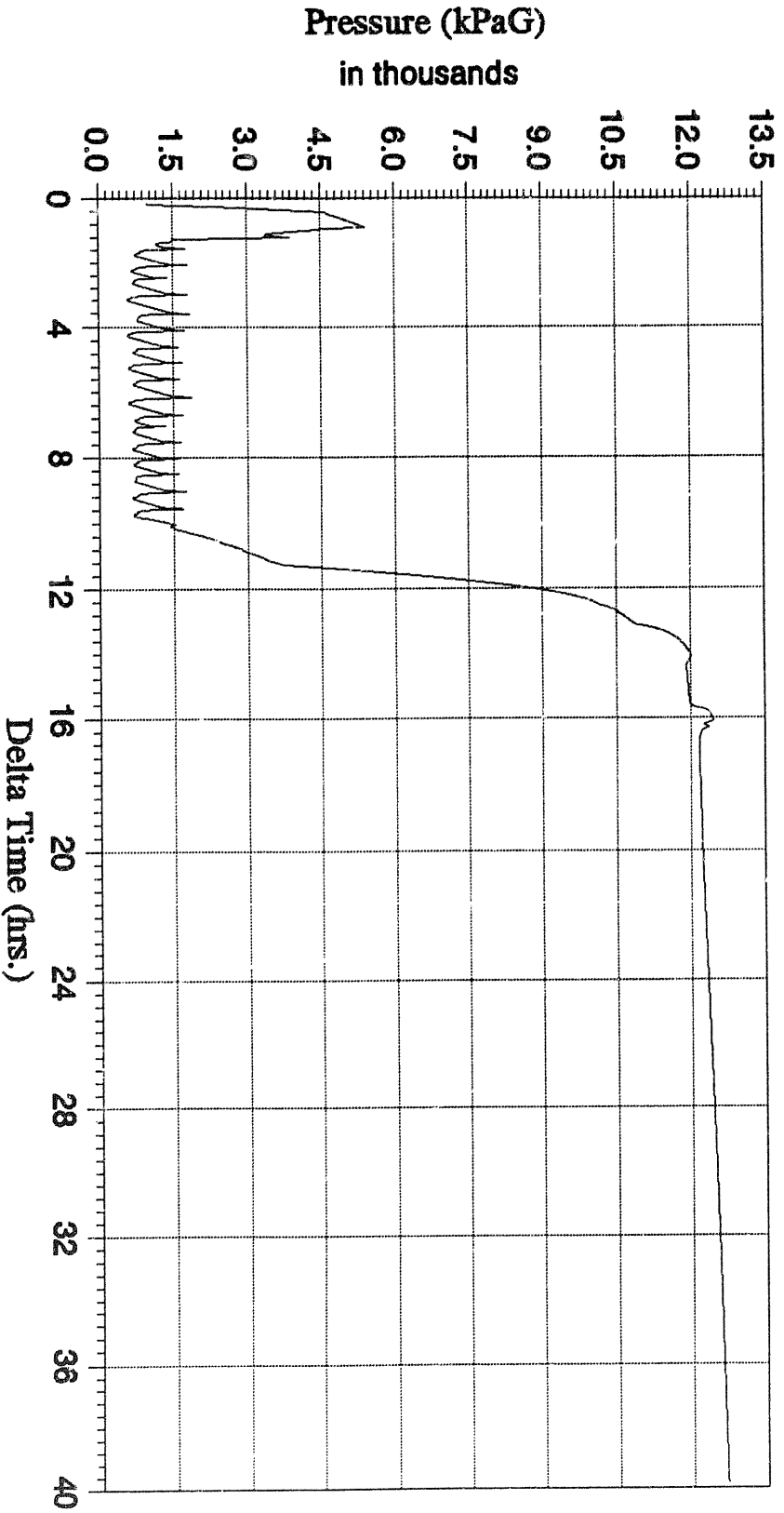
Northern Cross (Yukon) Limited  
YTG-08  
Gentronics ES Bottom Gauge Pressures



GENCO PRESSURE CONTROL LTD (403) 250-3800  
Start Acquisition: 1998/03/22 19:05:00  
End Acquisition: 1998/06/14 18:18:00



Northern Cross (Yukon) Limited  
YTG-08  
Gentronics ES Top Gauge Pressures



GENCO PRESSURE CONTROL LTD (403)250-3800  
Start Acquisition: 1998/03/22 19:05:00  
End Acquisition: 1998/06/14 18:06:00



GENCO PRESSURE CONTROL LIMITED

(403) 250-3800

Calgary, AB

PRESSURE TRANSIENT TEST DATA

Company Northern Cross (Yukon) Limited  
Mobil Socony W.M. Chance

LDN YTG-08  
Bottom Gauge

Date	Time	dt (hrs)	P (kPaG)	dP	T (°C)	dT	Pt #
Begin Data Acquisition							
1998/03/22	19:05:00	0.0000	0.0	0.0	18.7	18.7	0
	19:23:00	0.3000	2678.1	2678.1	14.8	-3.9	19
	19:32:30	0.4583	4624.7	1946.6	26.1	11.4	38
	19:42:00	0.6167	4928.9	304.2	31.0	4.8	57
	19:51:30	0.7750	5216.0	287.1	32.6	1.6	76
	20:01:00	0.9333	4533.5	-682.5	32.9	0.3	95
	20:10:30	1.0917	3450.0	-1083.5	32.8	-0.0	114
	20:20:30	1.2583	1612.3	-1837.7	32.4	-0.4	133
	20:30:00	1.4167	1177.9	-434.4	31.6	-0.8	152
	20:40:30	1.5917	1048.6	-129.4	31.5	-0.2	171
	20:50:00	1.7500	755.2	-293.4	31.0	-0.5	190
	20:59:30	1.9083	1089.5	334.3	31.0	-0.0	209
	21:09:30	2.0750	1764.8	675.2	31.1	0.1	228
	21:19:30	2.2417	678.4	-1086.3	30.8	-0.3	247
	21:29:00	2.4000	979.4	301.0	30.7	-0.1	266
	21:39:30	2.5750	730.2	-249.2	30.6	-0.1	285
	21:49:00	2.7333	858.8	128.5	30.4	-0.2	304
	21:58:30	2.8917	1216.5	357.7	30.6	0.2	323
	22:09:00	3.0667	733.9	-482.6	31.0	0.4	342
	22:18:30	3.2250	692.0	-41.9	30.4	-0.6	361
	22:28:00	3.3833	1059.7	367.7	30.4	0.0	380
	22:37:30	3.5417	1426.1	366.5	30.8	0.3	399
	22:48:00	3.7167	801.9	-624.3	30.5	-0.2	418
	23:03:00	3.9667	1151.7	349.8	30.5	-0.1	437
	23:13:30	4.1417	808.6	-343.1	30.9	0.4	456
	23:23:00	4.3000	661.9	-146.7	30.3	-0.6	475
	23:32:30	4.4583	1030.2	368.3	30.4	0.0	494
	23:43:00	4.6333	987.2	-143.0	30.8	0.4	513
	23:52:30	4.7917	736.3	-150.9	30.3	-0.5	532
1998/03/23	00:02:00	4.9500	1091.7	355.4	30.3	0.0	551
	00:12:30	5.1250	885.6	-206.1	30.8	0.4	570
	00:22:00	5.2833	653.0	-232.6	30.3	-0.5	589
	00:31:30	5.4417	1011.4	358.4	30.2	-0.0	608
	00:42:00	5.6167	868.6	-142.8	30.6	0.3	627
	00:51:30	5.7750	746.8	-121.8	30.2	-0.4	646
	01:01:00	5.9333	1104.2	357.4	30.3	0.1	665
	01:10:30	6.0917	1464.4	360.2	30.6	0.3	684
	01:21:00	6.2667	678.0	-786.4	30.5	-0.1	703
	01:30:30	6.4250	825.7	147.8	30.2	-0.3	722
	01:40:00	6.5833	1185.1	359.4	30.4	0.1	741
	01:50:30	6.7583	823.5	-361.6	30.4	0.1	760
	02:00:00	6.9167	830.6	7.0	30.2	-0.2	779
	02:10:30	7.0917	737.1	-93.5	30.1	-0.1	798

Absolute pressures are converted to gauge pressures assuming a barometric pressure of 90 kPa. Reporting on an interval of 1 in 19 data points.



GENCO PRESSURE CONTROL LIMITED

(403) 250-3800

Calgary, AB.

PRESSURE TRANSIENT TEST DATA

Company Northern Cross (Yukon) Limited  
Mobil Socony W.M. Chance

USD YTG-08  
Bottom Gauge

Date	Time	dt (hrs)	P (kPaG)	dP	T (°C)	dT	Pt. #
02:20:00	7 2500	757.1	20.0	30.0	-0.1	817	
02:29:30	7 4083	1109.0	352.0	30.2	0.1	836	
02:40:00	7 5833	838.3	-270.7	30.3	0.1	855	
02:49:30	7 7417	717.1	-121.3	30.1	-0.2	874	
02:59:00	7 9000	1066.8	349.8	30.2	0.1	893	
03:09:30	8 0750	827.3	-239.5	30.3	0.1	912	
03:19:00	8 2333	746.9	-80.4	30.1	-0.2	931	
03:28:30	8 3917	1100.1	353.2	30.2	0.1	950	
03:39:00	8 5667	757.5	-342.5	30.2	0.0	969	
03:54:00	8 8167	963.7	206.2	30.1	-0.1	988	
04:03:30	8 9750	1325.8	362.1	30.4	0.3	1007	
04:14:00	9 1500	793.9	-531.9	30.3	-0.1	1026	
04:23:30	9 3083	848.3	54.4	30.1	-0.2	1045	
04:33:00	9 4667	1204.0	355.7	30.3	0.2	1064	
04:43:30	9 6417	770.2	-433.8	30.3	0.0	1083	
04:53:00	9 8000	825.7	55.5	30.2	-0.1	1102	
05:02:30	9 9583	1367.3	541.6	30.4	0.2	1121	
05:12:00	10 1167	1505.4	138.1	30.6	0.3	1140	
05:21:30	10 2750	1827.2	321.8	30.9	0.3	1159	
05:31:00	10 4333	2214.1	386.9	31.2	0.1	1178	
05:40:30	10 5917	2490.5	276.4	31.6	0.3	1197	
05:50:00	10 7500	2840.1	349.6	31.9	0.3	1216	
05:59:30	10 9083	3086.5	246.4	32.1	0.2	1235	
06:09:00	11 0667	3366.0	279.6	32.3	0.2	1254	
06:18:30	11 2250	3664.0	297.9	32.5	0.2	1273	
06:28:00	11 3833	4841.0	1177.0	32.9	0.4	1292	
06:37:30	11 5417	6035.0	1194.1	33.4	0.5	1311	
06:47:00	11 7000	7170.1	1135.1	33.8	0.4	1330	
06:56:30	11 8583	8132.8	962.7	34.1	0.3	1349	
07:06:00	12 0167	8885.1	752.2	34.2	0.1	1368	
07:15:30	12 1750	9467.8	582.8	34.2	0.0	1387	
07:25:00	12 3333	9897.0	429.1	34.2	0.0	1406	
07:34:30	12 4917	10133.6	236.6	34.2	0.0	1425	
07:44:00	12 6500	10448.0	314.3	34.2	-0.0	1444	
07:53:30	12 8083	10606.8	158.9	34.2	-0.0	1463	
08:03:00	12 9667	10760.7	153.8	34.2	-0.0	1482	
08:12:30	13 1250	10935.9	175.2	34.2	0.0	1501	
08:22:00	13 2833	11385.3	449.4	34.2	0.0	1520	
08:31:30	13 4417	11619.9	234.6	34.2	0.0	1539	
08:41:00	13 6000	11768.9	149.0	34.3	0.1	1558	
08:50:30	13 7583	11867.7	98.8	34.3	0.0	1577	
09:00:00	13 9167	11940.7	73.0	34.3	0.0	1596	
09:20:30	14 2583	11980.4	39.6	34.3	-0.0	1615	
10:36:00	15 5167	11964.7	-15.7	34.3	-0.0	1634	

Absolute pressures are converted to gauge pressures assuming a barometric pressure of 90 kPa. Reporting on an interval of 1 in 19 data points.

GENCO PRESSURE CONTROL LIMITED

(403) 250-3800

Calgary, AB.

PRESSURE TRANSIENT TEST DATA

Company Northern Cross (Yukon) Limited  
Mobil Socony W.M. Chance

LSD YTG-08  
Bottom Gauge

Date	Time	dt (hrs)	P (kPaG)	dP	T (°C)	dT	Pt. #
	18:36:00	95.5167	13151.8	5.2	35.4	0.0	2489:
	20:30:00	97.4167	13156.5	4.9	35.4	0.0	2508:
	22:24:00	99.3167	13161.3	4.9	35.4	0.0	2527:
1998/03/27	00:18:00	101.2167	13166.1	4.8	35.4	0.0	2546:
	02:12:00	103.1167	13170.3	4.2	35.4	0.0	2565:
	04:06:00	105.0167	13174.2	3.9	35.4	0.0	2584:
	06:00:00	106.9167	13178.0	3.8	35.4	0.0	2603:
	07:54:00	108.8167	13181.2	3.2	35.4	0.0	2622:
	09:48:00	110.7167	13184.2	3.0	35.4	0.0	2641:
	11:42:00	112.6167	13186.7	2.6	35.4	0.0	2660:
	13:36:00	114.5167	13189.0	2.3	35.4	0.0	2679:
	15:30:00	116.4167	13191.4	2.3	35.5	0.0	2698:
	17:24:00	118.3167	13193.6	2.3	35.5	0.0	2717:
	19:18:00	120.2167	13195.8	2.2	35.5	0.0	2736:
	21:12:00	122.1167	13198.1	2.3	35.5	0.0	2755:
	23:06:00	124.0167	13200.7	2.6	35.5	0.0	2774:
1998/03/28	01:00:00	125.9167	13202.7	2.0	35.5	0.0	2793:
	02:54:00	127.8167	13204.6	1.9	35.5	0.0	2812:
	04:48:00	129.7167	13206.2	1.7	35.5	0.0	2831:
	06:42:00	131.6167	13207.5	1.2	35.5	0.0	2850:
	08:36:00	133.5167	13208.9	1.4	35.5	0.0	2869:
	10:30:00	135.4167	13210.0	1.2	35.5	0.0	2888:
	12:24:00	137.3167	13211.4	1.4	35.5	0.0	2907:
	14:18:00	139.2167	13212.7	1.3	35.5	0.0	2926:
	16:12:00	141.1167	13213.8	1.0	35.5	0.0	2945:
	18:06:00	143.0167	13214.8	1.0	35.5	0.0	2964:
	20:00:00	144.9167	13215.6	0.8	35.5	0.0	2983:
	21:54:00	146.8167	13216.7	1.1	35.5	0.0	3002:
	23:48:00	148.7167	13218.2	1.5	35.5	0.0	3021:
1998/03/29	01:42:00	150.6167	13219.1	0.9	35.5	0.0	3040:
	03:36:00	152.5167	13220.1	1.0	35.5	0.0	3059:
	05:30:00	154.4167	13220.9	0.8	35.5	0.0	3078:
	07:24:00	156.3167	13221.9	1.0	35.5	0.0	3097:
	09:18:00	158.2167	13223.1	1.2	35.5	0.0	3116:
	11:12:00	160.1167	13223.8	0.8	35.5	0.0	3135:
	13:06:00	162.0167	13224.9	1.0	35.5	0.0	3154:
	15:00:00	163.9167	13225.4	0.6	35.5	0.0	3173:
	16:54:00	165.8167	13225.9	0.5	35.5	0.0	3192:
	18:48:00	167.7167	13226.5	0.6	35.5	0.0	3211:
	20:42:00	169.6167	13227.1	0.6	35.5	0.0	3230:
	22:36:00	171.5167	13228.0	0.8	35.5	0.0	3249:
1998/03/30	00:30:00	173.4167	13228.6	0.6	35.5	0.0	3268:
	02:24:00	175.3167	13229.1	0.5	35.5	0.0	3287:
	04:18:00	177.2167	13229.8	0.7	35.5	0.0	3306:

Absolute pressures are converted to gauge pressures  
assuming a barometric pressure of 90 kPa.  
Reporting on an interval of 1 in 19 data points.

GENCO PRESSURE CONTROL LIMITED

(403) 253-3800

Calgary, AB.

PRESSURE TRANSIENT TEST DATA

Company: Northern Cross (Yukon) Limited  
Mobil Socony W.M. Chance

LSD: YTG-08  
Bottom Gauge

Date	Time	dt (hrs)	P (kPaG)	dP	T (°C)	dT	Pt. #
	06:12:00	179.1167	13230.4	0.6	35.5	0.0	3325:
	08:06:00	181.0167	13230.9	0.5	35.5	0.0	3344:
	10:00:00	182.9167	13231.3	0.4	35.5	0.0	3363:
	11:54:00	184.8167	13231.8	0.5	35.5	0.0	3382:
	13:48:00	186.7167	13232.1	0.3	35.5	0.0	3401:
	15:42:00	188.6167	13232.5	0.4	35.5	0.0	3420:
	17:36:00	190.5167	13232.9	0.3	35.5	0.0	3439:
	19:30:00	192.4167	13233.3	0.5	35.5	0.0	3458:
	21:24:00	194.3167	13233.6	0.2	35.5	0.0	3477:
	23:18:00	196.2167	13233.8	0.3	35.5	0.0	3496:
1998/03/31	01:12:00	198.1167	13234.4	0.6	35.5	0.0	3515:
	03:06:00	200.0167	13234.8	0.4	35.5	0.0	3534:
	05:00:00	201.9167	13235.0	0.2	35.5	0.0	3553:
	06:54:00	203.8167	13235.4	0.4	35.5	0.0	3572:
	08:48:00	205.7167	13235.6	0.2	35.5	0.0	3591:
	10:42:00	207.6167	13235.7	0.1	35.5	0.0	3610:
	12:36:00	209.5167	13236.1	0.4	35.5	0.0	3629:
	14:30:00	211.4167	13236.4	0.3	35.5	0.0	3648:
	16:24:00	213.3167	13236.4	0.1	35.5	0.0	3667:
	18:18:00	215.2167	13236.8	0.3	35.5	0.0	3686:
	20:12:00	217.1167	13237.3	0.5	35.5	0.0	3705:
	22:06:00	219.0167	13237.3	0.1	35.5	0.0	3724:
1998/04/01	00:00:00	220.9167	13237.7	0.3	35.5	0.0	3743:
	01:54:00	222.8167	13238.0	0.3	35.5	0.0	3762:
	03:48:00	224.7167	13238.4	0.3	35.5	0.0	3781:
	05:42:00	226.6167	13238.7	0.3	35.5	0.0	3800:
	07:36:00	228.5167	13238.9	0.1	35.5	0.0	3819:
	09:30:00	230.4167	13238.9	0.0	35.5	0.0	3838:
	11:24:00	232.3167	13238.9	0.0	35.5	0.0	3857:
	13:18:00	234.2167	13238.9	0.0	35.5	0.0	3876:
	15:12:00	236.1167	13239.2	0.3	35.5	0.0	3895:
	17:06:00	238.0167	13239.6	0.3	35.5	0.0	3914:
	19:00:00	239.9167	13239.8	0.2	35.5	0.0	3933:
	20:54:00	241.8167	13239.8	0.1	35.5	0.0	3952:
	22:48:00	243.7167	13240.2	0.4	35.5	0.0	3971:
1998/04/02	00:42:00	245.6167	13240.3	0.1	35.5	0.0	3990:
	02:36:00	247.5167	13240.5	0.2	35.5	0.0	4009:
	04:30:00	249.4167	13240.7	0.2	35.5	0.0	4028:
	06:24:00	251.3167	13240.9	0.2	35.5	0.0	4047:
	08:18:00	253.2167	13240.9	0.0	35.5	0.0	4066:
	10:12:00	255.1167	13241.2	0.3	35.5	0.0	4085:
	12:06:00	257.0167	13241.2	0.0	35.5	0.0	4104:
	14:00:00	258.9167	13241.4	0.2	35.5	0.0	4123:
	15:54:00	260.8167	13241.7	0.3	35.5	0.0	4142:

Absolute pressures are converted to gauge pressures  
assuming a barometric pressure of 90 kPa.  
Reporting on an interval of 1 in 19 data points.



GENCO PRESSURE CONTROL LIMITED

(403) 250-3800

Calgary, AB.

PRESSURE TRANSIENT TEST DATA

Company: Northern Cross (Yukon) Limited  
Mobil Socony W.M. Chance

LSD: YTG-08  
Bottom Gauge

Date	Time	dt(hrs)	P(kPaG)	dP	T(°C)	dT	Pt. #
	17:48:00	262.7167	13241.9	0.2	35.5	0.0	4161:
	19:42:00	264.6167	13242.1	0.2	35.5	0.0	4180:
	21:36:00	266.5167	13242.1	0.0	35.5	0.0	4199:
	23:30:00	268.4167	13242.1	0.0	35.5	0.0	4218:
1998/04/03	01:24:00	270.3167	13242.1	0.0	35.5	0.0	4237:
	03:18:00	272.2167	13242.4	0.3	35.5	0.0	4256:
	05:12:00	274.1167	13242.7	0.3	35.5	0.0	4275:
	07:06:00	276.0167	13242.7	0.0	35.5	0.0	4294:
	09:00:00	277.9167	13242.8	0.1	35.5	0.0	4313:
	10:54:00	279.8167	13243.1	0.3	35.5	0.0	4332:
	12:48:00	281.7167	13243.3	0.2	35.5	0.0	4351:
	14:42:00	283.6167	13243.6	0.2	35.5	0.0	4370:
	16:36:00	285.5167	13243.7	0.1	35.5	0.0	4389:
	18:30:00	287.4167	13243.7	0.0	35.5	0.0	4408:
	20:24:00	289.3167	13243.7	0.0	35.5	0.0	4427:
	22:18:00	291.2167	13243.7	0.0	35.5	0.0	4446:
1998/04/04	00:12:00	293.1167	13243.8	0.1	35.5	0.0	4465:
	02:06:00	295.0167	13244.0	0.1	35.5	0.0	4484:
	04:00:00	296.9167	13244.0	0.0	35.5	0.0	4503:
	05:54:00	298.8167	13244.0	0.1	35.5	0.0	4522:
	07:48:00	300.7167	13244.2	0.2	35.5	0.0	4541:
	09:42:00	302.6167	13244.2	0.0	35.5	0.0	4560:
	11:36:00	304.5167	13244.2	0.0	35.5	0.0	4579:
	13:30:00	306.4167	13244.2	0.0	35.5	0.0	4598:
	15:24:00	308.3167	13244.4	0.2	35.5	0.0	4617:
	17:18:00	310.2167	13244.5	0.1	35.5	0.0	4636:
	19:12:00	312.1167	13244.5	0.0	35.5	0.0	4655:
	21:06:00	314.0167	13244.5	0.0	35.5	0.0	4674:
	23:00:00	315.9167	13244.5	0.0	35.5	0.0	4693:
1998/04/05	00:54:00	317.8167	13244.5	0.0	35.5	0.0	4712:
	02:48:00	319.7167	13244.5	0.0	35.5	0.0	4731:
	04:42:00	321.6167	13244.5	0.0	35.5	0.0	4750:
	06:36:00	323.5167	13244.7	0.2	35.5	0.0	4769:
	08:30:00	325.4167	13244.9	0.1	35.5	0.0	4788:
	10:24:00	327.3167	13245.1	0.3	35.5	0.0	4807:
	12:18:00	329.2167	13245.4	0.3	35.5	0.0	4826:
	14:12:00	331.1167	13245.6	0.2	35.5	0.0	4845:
	16:06:00	333.0167	13245.7	0.1	35.5	0.0	4864:
	18:00:00	334.9167	13245.7	0.0	35.5	0.0	4883:
	19:54:00	336.8167	13245.7	0.0	35.5	0.0	4902:
	21:48:00	338.7167	13245.7	0.0	35.5	0.0	4921:
	23:42:00	340.6167	13245.7	0.0	35.5	0.0	4940:
1998/04/06	01:36:00	342.5167	13245.7	0.0	35.6	0.0	4959:
	03:30:00	344.4167	13245.7	0.0	35.6	0.0	4978:

Absolute pressures are converted to gauge pressures  
assuming a barometric pressure of 90 kPa.  
Reporting on an interval of 1 in 19 data points.



GENCO PRESSURE CONTROL LIMITED

(403) 250-3800

Calgary, AB.

PRESSURE TRANSIENT TEST DATA

Company: Northern Cross (Yukon) Limited  
Mobil Socony W.M. Chance

LSD YTG-08  
Bottom Gauge

Date	Time	dt(hrs)	P(kPaG)	dP	T(°C)	dT	Pt. #
	05:24:00	346.3167	13245.7	0.0	35.6	0.0	4997:
	07:18:00	348.2167	13245.7	0.0	35.6	0.0	5016:
	09:12:00	350.1167	13245.9	0.2	35.6	0.0	5035:
	11:06:00	352.0167	13246.0	0.1	35.6	0.0	5054:
	13:00:00	353.9167	13246.0	0.0	35.6	0.0	5073:
	14:54:00	355.8167	13246.0	0.0	35.6	0.0	5092:
	16:48:00	357.7167	13246.0	0.0	35.6	0.0	5111:
	18:42:00	359.6167	13246.0	0.0	35.6	0.0	5130:
	20:36:00	361.5167	13246.2	0.2	35.6	0.0	5149:
	22:30:00	363.4167	13246.3	0.1	35.6	0.0	5168:
1998/04/07	00:24:00	365.3167	13246.3	0.0	35.6	0.0	5187:
	02:18:00	367.2167	13246.3	0.0	35.6	0.0	5206:
	04:12:00	369.1167	13246.3	0.0	35.6	0.0	5225:
	06:06:00	371.0167	13246.3	0.0	35.6	0.0	5244:
	08:00:00	372.9167	13246.5	0.2	35.6	0.0	5263:
	09:54:00	374.8167	13246.6	0.1	35.6	0.0	5282:
	11:48:00	376.7167	13246.6	0.0	35.6	0.0	5301:
	13:42:00	378.6167	13246.8	0.2	35.6	0.0	5320:
	15:36:00	380.5167	13247.2	0.4	35.6	0.0	5339:
	17:30:00	382.4167	13247.4	0.2	35.6	0.0	5358:
	19:24:00	384.3167	13247.1	-0.3	35.6	0.0	5377:
	21:18:00	386.2167	13246.9	-0.1	35.6	0.0	5396:
	23:12:00	388.1167	13246.9	0.0	35.6	0.0	5415:
1998/04/08	01:06:00	390.0167	13246.9	0.0	35.6	0.0	5434:
	03:00:00	391.9167	13246.9	0.0	35.6	0.0	5453:
	04:54:00	393.8167	13246.9	0.0	35.6	0.0	5472:
	06:48:00	395.7167	13246.9	0.0	35.6	0.0	5491:
	08:42:00	397.6167	13247.2	0.3	35.6	0.0	5510:
	10:36:00	399.5167	13247.2	0.0	35.6	0.0	5529:
	12:30:00	401.4167	13247.2	0.0	35.6	0.0	5548:
	14:24:00	403.3167	13247.2	0.0	35.6	0.0	5567:
	16:18:00	405.2167	13247.2	0.0	35.6	0.0	5586:
	18:12:00	407.1167	13247.2	0.0	35.6	0.0	5605:
	20:06:00	409.0167	13247.2	0.0	35.6	0.0	5624:
	22:00:00	410.9167	13247.2	0.0	35.6	0.0	5643:
	23:54:00	412.8167	13247.2	0.0	35.6	0.0	5662:
1998/04/09	01:48:00	414.7167	13247.2	0.0	35.6	0.0	5681:
	03:42:00	416.6167	13247.2	0.0	35.6	0.0	5700:
	05:36:00	418.5167	13247.2	0.0	35.6	0.0	5719:
	07:30:00	420.4167	13247.2	0.0	35.6	0.0	5738:
	09:24:00	422.3167	13247.4	0.2	35.6	0.0	5757:
	11:18:00	424.2167	1:247.5	0.1	35.6	0.0	5776:
	13:12:00	426.1167	13247.7	0.2	35.6	0.0	5795:
	15:06:00	428.0167	13247.8	0.1	35.6	0.0	5814:

Absolute pressures are converted to gauge pressures  
assuming a barometric pressure of 90 kPa.  
Reporting on an interval of 1 in 19 data points.

GENCO PRESSURE CONTROL LIMITED

(403) 250-3800

Calgary, AB.

PRESSURE TRANSIENT TEST DATA

Company Northern Cross (Yukon) Limited  
Mobil Socony W.M. Chance

LSD YTG-08  
Bottom Gauge

Date	Time	dt(hrs)	F(kPaG)	dP	T(°C)	dT	Pt. #
	17:00:00	429.9167	13247.8	0.0	35.6	0.0	5833
	18:54:00	431.8167	13247.6	-0.2	35.6	0.0	5852
	20:48:00	433.7167	13247.5	-0.1	35.6	0.0	5871
	22:42:00	435.6167	13247.5	0.0	35.6	0.0	5890
1998/04/10	00:36:00	437.5167	13247.5	0.0	35.6	0.0	5909
	02:30:00	439.4167	13247.5	0.0	35.6	0.0	5928
	04:24:00	441.3167	13247.5	0.0	35.6	0.0	5947
	06:18:00	443.2167	13247.5	0.0	35.6	0.0	5966
	08:12:00	445.1167	13247.7	0.2	35.6	0.0	5985
	10:06:00	447.0167	13248.0	0.3	35.6	0.0	6004
	12:00:00	448.9167	13248.4	0.4	35.6	0.0	6023
	13:54:00	450.8167	13249.5	1.2	35.6	0.0	6042
	15:48:00	452.7167	13249.8	0.2	35.6	0.0	6061
	17:42:00	454.6167	13249.3	-0.5	35.6	0.0	6080
	19:36:00	456.5167	13248.4	-0.9	35.6	0.0	6099
	21:30:00	458.4167	13248.1	-0.3	35.6	0.0	6118
	23:24:00	460.3167	13247.9	-0.2	35.6	0.0	6137
1998/04/11	01:18:00	462.2167	13247.8	-0.1	35.6	0.0	6156
	03:12:00	464.1167	13247.8	0.0	35.6	0.0	6175
	05:06:00	466.0167	13247.8	0.0	35.6	0.0	6194
	07:00:00	467.9167	13247.8	0.0	35.6	0.0	6213
	08:54:00	469.8167	13247.9	0.1	35.6	0.0	6232
	10:48:00	471.7167	13248.2	0.3	35.6	0.0	6251
	12:42:00	473.6167	13249.3	1.1	35.6	0.0	6270
	14:36:00	475.5167	13249.8	0.5	35.6	-0.0	6289
	16:30:00	477.4167	13249.3	-0.4	35.6	0.0	6308
	18:24:00	479.3167	13248.9	-0.4	35.6	0.0	6327
	20:18:00	481.2167	13248.6	-0.3	35.6	0.0	6346
	22:12:00	483.1167	13248.2	-0.4	35.6	0.0	6365
1998/04/12	00:06:00	485.0167	13248.1	-0.1	35.6	0.0	6384
	02:00:00	486.9167	13248.1	0.0	35.6	0.0	6403
	03:54:00	488.8167	13248.1	0.0	35.6	0.0	6422
	05:48:00	490.7167	13248.2	0.1	35.6	0.0	6441
	07:42:00	492.6167	13248.6	0.3	35.6	0.0	6460
	09:36:00	494.5167	13248.7	0.1	35.6	0.0	6479
	11:30:00	496.4167	13249.1	0.5	35.6	0.0	6498
	13:24:00	498.3167	13249.6	0.5	35.6	-0.0	6517
	15:18:00	500.2167	13249.8	0.2	35.6	0.0	6536
	17:12:00	502.1167	13249.8	-0.1	35.6	0.0	6555
	19:06:00	504.0167	13249.3	-0.5	35.6	0.0	6574
	21:00:00	505.9167	13248.7	-0.6	35.6	0.0	6593
	22:54:00	507.8167	13248.7	-0.1	35.6	0.0	6612
1998/04/13	00:48:00	509.7167	13248.7	0.0	35.6	0.0	6631
	02:42:00	511.6167	13248.7	0.0	35.6	0.0	6650

Absolute pressures are converted to gauge pressures  
assuming a barometric pressure of 90 kPa.  
Reporting on an interval of 1 in 19 data points.

GENCO PRESSURE CONTROL LIMITED

(403) 259-3800

Calgary, AB.

PRESSURE TRANSIENT TEST DATA

Company Northern Cross (Yukon) Limited  
Mobil Socony W.M. Chance

USD YTG-08  
Bottom Gauge

Date	Time	dt (hrs)	P (kPaG)	dP	T (°C)	dT	Pt. #
	04:36:00	513.5167	13248.7	0.0	35.6	0.0	6669
	06:30:00	515.4167	13248.7	0.0	35.6	0.0	6688
	08:24:00	517.3167	13248.7	0.0	35.6	0.0	6707
	10:18:00	519.2167	13248.9	0.3	35.6	0.0	6726
	12:12:00	521.1167	13249.5	0.6	35.6	0.0	6745
	14:06:00	523.0167	13249.5	0.1	35.6	-0.0	6764
	16:00:00	524.9167	13249.5	0.0	35.6	0.0	6783
	17:54:00	526.8167	13249.3	-0.2	35.6	0.0	6802
	19:48:00	528.7167	13249.1	-0.2	35.6	0.0	6821
	21:42:00	530.6167	13248.9	-0.2	35.6	0.0	6840
	23:36:00	532.5167	13248.9	0.0	35.6	0.0	6859
1998/04/14	01:30:00	534.4167	13248.9	0.0	35.6	0.0	6878
	03:24:00	536.3167	13248.9	0.0	35.6	0.0	6897
	05:18:00	538.2167	13248.9	0.0	35.6	0.0	6916
	07:12:00	540.1167	13248.7	-0.2	35.6	0.0	6935
	09:06:00	542.0167	13248.9	0.2	35.6	0.0	6954
	11:00:00	543.9167	13249.1	0.2	35.6	-0.0	6973
	12:54:00	545.8167	13249.3	0.1	35.6	0.0	6992
	14:48:00	547.7167	13249.3	0.0	35.6	0.0	7011
	16:42:00	549.6167	13249.3	0.0	35.6	0.0	7030
	18:36:00	551.5167	13249.1	-0.1	35.6	0.0	7049
	20:30:00	553.4167	13248.9	-0.3	35.6	0.0	7068
	22:24:00	555.3167	13248.7	-0.2	35.6	0.0	7087
1998/04/15	00:18:00	557.2167	13248.7	0.0	35.6	0.0	7106
	02:12:00	559.1167	13248.7	0.0	35.6	0.0	7125
	04:06:00	561.0167	13248.7	0.0	35.6	0.0	7144
	06:00:00	562.9167	13248.7	0.0	35.6	0.0	7163
	07:54:00	564.8167	13248.7	0.0	35.6	0.0	7182
	09:48:00	566.7167	13248.7	0.1	35.6	0.0	7201
	11:42:00	568.6167	13249.1	0.4	35.6	0.0	7220
	13:36:00	570.5167	13249.3	0.1	35.6	-0.0	7239
	15:30:00	572.4167	13249.3	0.0	35.6	0.0	7258
	17:24:00	574.3167	13249.3	0.0	35.6	0.0	7277
	19:18:00	576.2167	13249.1	-0.2	35.6	0.0	7296
	21:12:00	578.1167	13248.7	-0.3	35.6	0.0	7315
	23:06:00	580.0167	13248.7	-0.1	35.6	0.0	7334
1998/04/16	01:00:00	581.9167	13248.7	0.0	35.6	0.0	7353
	02:54:00	583.8167	13248.7	0.0	35.6	0.0	7372
	04:48:00	585.7167	13248.7	0.0	35.6	0.0	7391
	06:42:00	587.6167	13248.9	0.2	35.6	0.0	7410
	08:36:00	589.5167	13248.9	0.1	35.6	0.0	7429
	10:30:00	591.4167	13249.3	0.3	35.6	0.0	7448
	12:24:00	593.3167	13249.3	0.0	35.6	0.0	7467
	14:18:00	595.2167	13249.3	0.0	35.6	0.0	7486

Absolute pressures are converted to gauge pressures  
assuming a barometric pressure of 90 kPa.  
Reporting on an interval of 1 in 19 data points.

GENCO PRESSURE CONTROL LIMITED

(403) 250-3800

Calgary, AB.

PRESSURE TRANSIENT TEST DATA

Company: Northern Cross (Yukon) Limited  
Mobil Socony W.M. Chance

LSD: YTG-08  
Bottom Gauge

Date	Time	dt(hrs)	P(kPaG)	dP	T(°C)	dT	Pt. #
	16:12:00	597.1167	13249.3	0.0	35.6	0.0	7505:
	18:06:00	599.0167	13249.3	0.0	35.6	0.0	7524:
	20:00:00	600.9167	13249.1	-0.2	35.6	0.0	7543:
	21:54:00	602.8167	13248.9	-0.1	35.6	0.0	7562:
	23:48:00	604.7167	13248.9	0.0	35.6	0.0	7581:
1998/04/17	01:42:00	606.6167	13248.7	-0.2	35.6	0.0	7600:
	03:36:00	608.5167	13248.7	-0.1	35.6	0.0	7619:
	05:30:00	610.4167	13248.7	0.0	35.6	0.0	7638:
	07:24:00	612.3167	13248.9	0.2	35.6	0.0	7657:
	09:18:00	614.2167	13249.1	0.3	35.6	0.0	7676:
	11:12:00	616.1167	13249.3	0.1	35.6	0.0	7695:
	13:06:00	618.0167	13249.3	0.0	35.6	0.0	7714:
	15:00:00	619.9167	13249.1	-0.2	35.6	0.0	7733:
	16:54:00	621.8167	13248.9	-0.1	35.6	0.0	7752:
	18:48:00	623.7167	13248.9	0.0	35.6	0.0	7771:
	20:42:00	625.6167	13248.7	-0.2	35.6	0.0	7790:
	22:36:00	627.5167	13248.5	-0.2	35.6	0.0	7809:
1998/04/18	00:30:00	629.4167	13248.3	-0.2	35.6	0.0	7828:
	02:24:00	631.3167	13248.3	0.0	35.6	0.0	7847:
	04:18:00	633.2167	13248.5	0.2	35.6	0.0	7866:
	06:12:00	635.1167	13248.7	0.1	35.6	0.0	7885:
	08:06:00	637.0167	13248.7	0.0	35.6	0.0	7904:
	10:00:00	638.9167	13248.7	0.1	35.6	0.0	7923:
	11:54:00	640.8167	13249.0	0.3	35.6	0.0	7942:
	13:48:00	642.7167	13249.3	0.3	35.6	0.0	7961:
	15:42:00	644.6167	13249.5	0.2	35.6	-0.0	7980:
	17:36:00	646.5167	13249.4	-0.1	35.6	0.0	7999:
	19:30:00	648.4167	13249.0	-0.4	35.6	0.0	8018:
	21:24:00	650.3167	13248.7	-0.3	35.6	0.0	8037:
	23:18:00	652.2167	13248.7	0.0	35.6	0.0	8056:
1998/04/19	01:12:00	654.1167	13248.7	0.0	35.6	0.0	8075:
	03:06:00	656.0167	13248.7	0.0	35.6	0.0	8094:
	05:00:00	657.9167	13248.7	0.0	35.6	0.0	8113:
	06:54:00	659.8167	13248.7	0.0	35.6	0.0	8132:
	08:48:00	661.7167	13249.3	0.6	35.6	0.0	8151:
	10:42:00	663.6167	13249.8	0.4	35.6	-0.0	8170:
	12:36:00	665.5167	13249.8	0.0	35.6	0.0	8189:
	14:30:00	667.4167	13249.7	-0.1	35.6	0.0	8208:
	16:24:00	669.3167	13249.4	-0.3	35.6	0.0	8227:
	18:18:00	671.2167	13248.9	-0.5	35.6	0.0	8246:
	20:12:00	673.1167	13248.7	-0.2	35.6	0.0	8265:
	22:06:00	675.0167	13248.5	-0.2	35.6	0.0	8284:
1998/04/20	00:00:00	676.9167	13248.4	-0.1	35.6	0.0	8303:
	01:54:00	678.8167	13248.4	0.0	35.6	0.0	8322:

Absolute pressures are converted to gauge pressures assuming a barometric pressure of 90 kPa.  
Reporting on an interval of 1 in 19 data points.



GENCO PRESSURE CONTROL LIMITED

(403) 250-3800

Calgary, AB.

PRESSURE TRANSIENT TEST DATA

Company: Northern Cross (Yukon) Limited  
Mobil Socony W.M. Chance

LSD: YTG-08  
Bottom Gauge

Date	Time	dt (hrs)	P (kPaG)	dP	T (°C)	dT	Pt. #
	03:48:00	680.7167	13248.4	0.0	35.6	0.0	8341:
	05:42:00	682.6167	13248.7	0.2	35.6	0.0	8360:
	07:36:00	684.5167	13248.9	0.2	35.6	0.0	8379:
	09:30:00	686.4167	13249.0	0.1	35.6	0.0	8398:
	11:24:00	688.3167	13249.4	0.4	35.6	0.0	8417:
	13:18:00	690.2167	13249.5	0.1	35.6	-0.0	8436:
	15:12:00	692.1167	13249.5	0.0	35.6	0.0	8455:
	17:06:00	694.0167	13249.3	-0.2	35.6	0.0	8474:
	19:00:00	695.9167	13249.1	-0.2	35.6	0.0	8493:
	20:54:00	697.8167	13248.9	-0.2	35.6	0.0	8512:
	22:48:00	699.7167	13248.9	0.0	35.6	0.0	8531:
1998/04/21	00:42:00	701.6167	13248.9	0.0	35.6	0.0	8550:
	02:36:00	703.5167	13248.9	0.0	35.6	0.0	8569:
	04:30:00	705.4167	13248.9	0.0	35.6	0.0	8588:
	06:24:00	707.3167	13248.9	0.0	35.6	0.0	8607:
	08:18:00	709.2167	13248.9	0.0	35.6	0.0	8626:
	10:12:00	711.1167	13249.4	0.5	35.6	0.0	8645:
	12:06:00	713.0167	13249.7	0.3	35.6	0.0	8664:
	14:00:00	714.9167	13249.8	0.1	35.6	0.0	8683:
	15:54:00	716.8167	13249.4	-0.4	35.6	0.0	8702:
	17:48:00	718.7167	13249.2	-0.2	35.6	0.0	8721:
	19:42:00	720.6167	13249.0	-0.2	35.6	0.0	8740:
	21:36:00	722.5167	13248.9	-0.1	35.6	0.0	8759:
	23:30:00	724.4167	13248.9	0.0	35.6	0.0	8778:
1998/04/22	01:24:00	726.3167	13248.9	0.0	35.6	0.0	8797:
	03:18:00	728.2167	13248.9	0.0	35.6	0.0	8816:
	05:12:00	730.1167	13248.9	0.0	35.6	0.0	8835:
	07:06:00	732.0167	13248.9	0.0	35.6	0.0	8854:
	09:00:00	733.9167	13249.2	0.3	35.6	0.0	8873:
	10:54:00	735.8167	13249.4	0.2	35.6	-0.0	8892:
	12:48:00	737.7167	13249.5	0.1	35.6	0.0	8911:
	14:42:00	739.6167	13249.4	-0.1	35.6	0.0	8930:
	16:36:00	741.5167	13249.0	-0.4	35.6	0.0	8949:
	18:30:00	743.4167	13248.7	-0.3	35.6	0.0	8968:
	20:24:00	745.3167	13248.4	-0.3	35.6	0.0	8987:
	22:18:00	747.2167	13248.3	-0.1	35.6	0.0	9006:
1998/04/23	00:12:00	749.1167	13248.3	0.0	35.6	0.0	9025:
	02:06:00	751.0167	13248.5	0.2	35.6	0.0	9044:
	04:00:00	752.9167	13248.7	0.1	35.6	0.0	9063:
	05:54:00	754.8167	13248.8	0.1	35.6	0.0	9082:
	07:48:00	756.7167	13249.1	0.3	35.6	0.0	9101:
	09:42:00	758.6167	13249.3	0.2	35.6	-0.0	9120:
	11:36:00	760.5167	13249.4	0.1	35.6	0.0	9139:
	13:30:00	762.4167	13249.4	0.0	35.6	0.0	9158:

Absolute pressures are converted to gauge pressures  
assuming a barometric pressure of 90 kPa.  
Reporting on an interval of 1 in 19 data points.

GENCO PRESSURE CONTROL LIMITED

(403) 250-3800

Calgary, AB

PRESSURE TRANSIENT TEST DATA

Company: Northern Cross (Yukon) Limited  
Mobil Socony W.M. Chance

LSD YTG-08  
Bottom Gauge

Date	Time	dt (hrs)	P (kPaG)	dP	T (°C)	dT	Pt. #
	03:00:00	847.9167	13248.5	0.0	35.6	0.0	10013:
	04:54:00	849.8167	13248.5	0.0	35.6	0.0	10032:
	06:48:00	851.7167	13248.5	0.0	35.6	0.0	10051:
	08:42:00	853.6167	13248.5	0.0	35.6	0.0	10070:
	10:36:00	855.5167	13248.5	0.0	35.6	0.0	10089:
	12:30:00	857.4167	13248.7	0.2	35.6	0.0	10108:
	14:24:00	859.3167	13249.0	0.3	35.6	-0.0	10127:
	16:18:00	861.2167	13249.4	0.4	35.6	0.0	10146:
	18:12:00	863.1167	13249.4	0.0	35.6	-0.0	10165:
	20:06:00	865.0167	13249.4	0.0	35.6	0.0	10184:
	22:00:00	866.9167	13249.3	-0.1	35.6	0.0	10203:
	23:54:00	868.8167	13249.1	-0.3	35.6	0.0	10222:
1998/04/28	01:48:00	870.7167	13249.1	0.1	35.6	0.0	10241:
	03:42:00	872.6167	13249.1	0.0	35.6	0.0	10260:
	05:36:00	874.5167	13248.9	-0.2	35.6	0.0	10279:
	07:30:00	876.4167	13249.2	0.3	35.6	0.0	10298:
	09:24:00	878.3167	13249.5	0.3	35.6	-0.0	10317:
	11:18:00	880.2167	13249.7	0.1	35.6	-0.0	10336:
	13:12:00	882.1167	13249.5	-0.2	35.6	0.0	10355:
	15:06:00	884.0167	13249.3	-0.1	35.6	0.0	10374:
	17:00:00	885.9167	13249.1	-0.2	35.6	0.0	10393:
	18:54:00	887.8167	13248.7	-0.4	35.6	0.0	10412:
	20:48:00	889.7167	13248.5	-0.2	35.6	0.0	10431:
	22:42:00	891.6167	13248.5	0.0	35.6	0.0	10450:
1998/04/29	00:36:00	893.5167	13248.5	0.0	35.6	0.0	10469:
	02:30:00	895.4167	13248.5	0.0	35.6	0.0	10488:
	04:24:00	897.3167	13248.5	0.0	35.6	0.0	10507:
	06:18:00	899.2167	13248.5	0.0	35.6	0.0	10526:
	08:12:00	901.1167	13248.7	0.2	35.6	0.0	10545:
	10:06:00	903.0167	13249.0	0.3	35.6	0.0	10564:
	12:00:00	904.9167	13249.3	0.3	35.6	-0.0	10583:
	13:54:00	906.8167	13249.4	0.1	35.6	0.0	10602:
	15:48:00	908.7167	13249.2	-0.2	35.6	0.0	10621:
	17:42:00	910.6167	13249.1	-0.1	35.6	0.0	10640:
	19:36:00	912.5167	13248.9	-0.2	35.6	0.0	10659:
	21:30:00	914.4167	13248.8	-0.1	35.6	0.0	10678:
	23:24:00	916.3167	13248.6	-0.2	35.6	0.0	10697:
1998/04/30	01:18:00	918.2167	13248.5	-0.1	35.6	0.0	10716:
	03:12:00	920.1167	13248.5	0.0	35.6	0.0	10735:
	05:06:00	922.0167	13248.5	0.0	35.6	0.0	10754:
	07:00:00	923.9167	13248.5	0.0	35.6	0.0	10773:
	08:54:00	925.8167	13248.5	0.0	35.6	0.0	10792:
	10:48:00	927.7167	13248.8	0.3	35.6	0.0	10811:
	12:42:00	929.6167	13249.0	0.2	35.6	-0.0	10830:

Absolute pressures are converted to gauge pressures  
assuming a barometric pressure of 90 kPa.  
Reporting on an interval of 1 in 19 data points.

GENCO PRESSURE CONTROL LIMITED

(403) 250-3800

Calgary, AB.

PRESSURE TRANSIENT TEST DATA

Company: Northern Cross (Yukon) Limited  
Mobil Socony W.M. Chance

LSD: YTG-08  
Bottom Gauge

Date	Time	dt(hrs)	P(kPaG)	dP	T(°C)	dT	Pt. #
	14:36:00	931.5167	13249.1	0.1	35.6	0.0	10849:
	16:30:00	933.4167	13249.1	0.0	35.6	0.0	10868:
	18:24:00	935.3167	13249.1	0.0	35.6	0.0	10887:
	20:18:00	937.2167	13248.8	-0.3	35.6	0.0	10906:
	22:12:00	939.1167	13248.6	-0.2	35.6	0.0	10925:
1998/05/01	00:06:00	941.0167	13248.5	-0.1	35.6	0.0	10944:
	02:00:00	942.9167	13248.5	0.0	35.6	0.0	10963:
	03:54:00	944.8167	13248.5	0.0	35.6	0.0	10982:
	05:48:00	946.7167	13248.5	0.0	35.6	0.0	11001:
	07:42:00	948.6167	13248.5	0.0	35.6	0.0	11020:
	09:36:00	950.5167	13248.7	0.2	35.6	0.0	11039:
	11:30:00	952.4167	13249.1	0.4	35.6	0.0	11058:
	13:24:00	954.3167	13249.4	0.3	35.6	-0.0	11077:
	15:18:00	956.2167	13249.4	0.0	35.6	0.0	11096:
	17:12:00	958.1167	13249.2	-0.2	35.6	0.0	11115:
	19:06:00	960.0167	13248.9	-0.3	35.6	0.0	11134:
	21:00:00	961.9167	13248.6	-0.3	35.6	0.0	11153:
	22:54:00	963.8167	13248.5	-0.1	35.6	0.0	11172:
1998/05/02	00:48:00	965.7167	13248.5	0.0	35.6	0.0	11191:
	02:42:00	967.6167	13248.5	0.0	35.6	0.0	11210:
	04:36:00	969.5167	13248.5	0.0	35.6	0.0	11229:
	06:30:00	971.4167	13248.6	0.1	35.6	0.0	11248:
	08:24:00	973.3167	13249.0	0.4	35.6	0.0	11267:
	10:18:00	975.2167	13249.3	0.3	35.6	-0.0	11286:
	12:12:00	977.1167	13249.2	-0.1	35.6	0.0	11305:
	14:06:00	979.0167	13248.8	-0.4	35.6	0.0	11324:
	16:00:00	980.9167	13248.5	-0.3	35.6	0.0	11343:
	17:54:00	982.8167	13248.5	0.0	35.6	0.0	11362:
	19:48:00	984.7167	13248.3	-0.2	35.6	0.0	11381:
	21:42:00	986.6167	13248.2	-0.1	35.6	0.0	11400:
	23:36:00	988.5167	13248.2	0.0	35.6	0.0	11419:
1998/05/03	01:30:00	990.4167	13248.0	-0.2	35.6	0.0	11438:
	03:24:00	992.3167	13247.9	-0.1	35.6	0.0	11457:
	05:18:00	994.2167	13247.9	0.0	35.6	0.0	11476:
	07:12:00	996.1167	13248.1	0.2	35.6	0.0	11495:
	09:06:00	998.0167	13248.4	0.3	35.6	0.0	11514:
	11:00:00	999.9167	13248.5	0.1	35.6	0.0	11533:
	12:54:00	1001.8167	13248.7	0.2	35.6	0.0	11552:
	14:48:00	1003.7167	13248.9	0.2	35.6	0.0	11571:
	16:42:00	1005.6167	13249.0	0.1	35.6	-0.0	11590:
	18:36:00	1007.5167	13248.9	-0.1	35.6	0.0	11609:
	20:30:00	1009.4167	13248.6	-0.3	35.6	0.0	11628:
	22:24:00	1011.3167	13248.6	0.0	35.6	0.0	11647:
1998/05/04	00:18:00	1013.2167	13248.5	-0.1	35.6	0.0	11666:

Absolute pressures are converted to gauge pressures  
assuming a barometric pressure of 90 kPa.  
Reporting on an interval of 1 in 19 data points.



GENCO PRESSURE CONTROL LIMITED

(403) 250-3800

Calgary, AB.

PRESSURE TRANSIENT TEST DATA

Company: Northern Cross (Yukon) Limited  
Mobil Socony W.M. Chance

LSD: YTG-08  
Bottom Gauge

Date	Time	dt(hrs)	P(kPaG)	dP	T(°C)	dT	Pt. #
	02:12:00	1015.1167	13248.5	0.0	35.6	0.0	11685:
	04:06:00	1017.0167	13248.3	-0.2	35.6	0.0	11704:
	06:00:00	1018.9167	13248.3	0.0	35.6	0.0	11723:
	07:54:00	1020.8167	13248.3	0.0	35.6	0.0	11742:
	09:48:00	1022.7167	13248.3	0.0	35.6	0.0	11761:
	11:42:00	1024.6167	13248.5	0.2	35.6	0.0	11780:
	13:36:00	1026.5167	13248.6	0.1	35.6	0.0	11799:
	15:30:00	1028.4167	13248.6	0.0	35.6	0.0	11818:
	17:24:00	1030.3167	13248.6	0.0	35.6	0.0	11837:
	19:18:00	1032.2167	13248.6	0.0	35.6	0.0	11856:
	21:12:00	1034.1167	13248.4	-0.2	35.6	0.0	11875:
	23:06:00	1036.0167	13248.3	-0.1	35.6	0.0	11894:
1998/05/05	01:00:00	1037.9167	13248.3	0.0	35.6	0.0	11913:
	02:54:00	1039.8167	13248.3	0.0	35.6	0.0	11932:
	04:48:00	1041.7167	13248.3	0.0	35.6	0.0	11951:
	06:42:00	1043.6167	13248.3	0.0	35.6	0.0	11970:
	08:36:00	1045.5167	13248.4	0.1	35.6	0.0	11989:
	10:30:00	1047.4167	13248.6	0.2	35.6	0.0	12008:
	12:24:00	1049.3167	13248.8	0.2	35.6	-0.0	12027:
	14:18:00	1051.2167	13248.9	0.1	35.6	0.0	12046:
	16:12:00	1053.1167	13248.9	0.0	35.6	0.0	12065:
	18:06:00	1055.0167	13248.6	-0.3	35.6	0.0	12084:
	20:00:00	1056.9167	13248.4	-0.2	35.6	0.0	12103:
	21:54:00	1058.8167	13248.3	-0.1	35.6	0.0	12122:
	23:48:00	1060.7167	13248.3	0.0	35.6	0.0	12141:
1998/05/06	01:42:00	1062.6167	13248.3	0.0	35.6	0.0	12160:
	03:36:00	1064.5167	13248.3	0.0	35.6	0.0	12179:
	05:30:00	1066.4167	13248.3	0.0	35.6	0.0	12198:
	07:24:00	1068.3167	13248.3	0.0	35.6	0.0	12217:
	09:18:00	1070.2167	13248.3	0.0	35.6	0.0	12236:
	11:12:00	1072.1167	13248.3	0.0	35.6	0.0	12255:
	13:06:00	1074.0167	13248.4	0.1	35.6	-0.0	12274:
	15:00:00	1075.9167	13248.6	0.2	35.6	0.0	12293:
	16:54:00	1077.8167	13248.7	0.1	35.6	-0.0	12312:
	18:48:00	1079.7167	13248.6	-0.1	35.6	0.0	12331:
	20:42:00	1081.6167	13248.4	-0.2	35.6	0.0	12350:
	22:36:00	1083.5167	13248.3	-0.1	35.6	0.0	12369:
1998/05/07	00:30:00	1085.4167	13248.2	-0.1	35.6	0.0	12388:
	02:24:00	1087.3167	13248.0	-0.2	35.6	0.0	12407:
	04:18:00	1089.2167	13248.0	0.0	35.6	0.0	12426:
	06:12:00	1091.1167	13248.0	0.0	35.6	0.0	12445:
	08:06:00	1093.0167	13248.0	0.0	35.6	0.0	12464:
	10:00:00	1094.9167	13248.0	0.0	35.6	0.0	12483:
	11:54:00	1096.8167	13248.0	0.0	35.6	0.0	12502:

Absolute pressures are converted to gauge pressures  
assuming a barometric pressure of 90 kPa.  
Reporting on an interval of 1 in 19 data points.



GENCO PRESSURE CONTROL LIMITED

(403) 250-3800

Calgary, AB.

PRESSURE TRANSIENT TEST DATA

Company **Northern Cross (Yukon) Limited**  
**Mobil Socony W.M. Chance**

LSD: **YTG-08**  
**Bottom Gauge**

Date	Time	dt(hrs)	P(kPaG)	dP	T(°C)	dT	Pt. #
	13:48:00	1098.7167	13248.2	0.2	35.6	0.0	12521:
	15:42:00	1100.6167	13248.3	0.1	35.6	0.0	12540:
	17:36:00	1102.5167	13248.3	0.0	35.6	0.0	12559:
	19:30:00	1104.4167	13248.2	-0.1	35.6	0.0	12578:
	21:24:00	1106.3167	13248.0	-0.2	35.6	0.0	12597:
	23:18:00	1108.2167	13248.0	0.0	35.6	0.0	12616:
1998/05/08	01:12:00	1110.1167	13247.9	-0.1	35.6	0.0	12635:
	03:06:00	1112.0167	13247.7	-0.2	35.6	0.0	12654:
	05:00:00	1113.9167	13247.8	0.1	35.6	0.0	12673:
	06:54:00	1115.8167	13248.0	0.2	35.6	0.0	12692:
	08:48:00	1117.7167	13248.2	0.2	35.6	0.0	12711:
	10:42:00	1119.6167	13248.5	0.3	35.6	-0.0	12730:
	12:36:00	1121.5167	13248.8	0.3	35.6	-0.0	12749:
	14:30:00	1123.4167	13248.9	0.1	35.6	0.0	12768:
	16:24:00	1125.3167	13248.9	0.0	35.6	0.0	12787:
	18:18:00	1127.2167	13248.7	-0.2	35.6	0.0	12806:
	20:12:00	1129.1167	13247.9	-0.8	35.6	0.0	12825:
	22:06:00	1131.0167	13247.6	-0.3	35.6	0.0	12844:
1998/05/09	00:00:00	1132.9167	13247.4	-0.1	35.6	0.0	12863:
	01:54:00	1134.8167	13247.4	0.0	35.6	0.0	12882:
	03:48:00	1136.7167	13247.7	0.3	35.6	0.0	12901:
	05:42:00	1138.6167	13247.7	0.0	35.6	0.0	12920:
	07:36:00	1140.5167	13247.9	0.2	35.6	0.0	12939:
	09:30:00	1142.4167	13248.2	0.3	35.6	0.0	12958:
	11:24:00	1144.3167	13248.4	0.2	35.6	-0.0	12977:
	13:18:00	1146.2167	13248.5	0.1	35.6	0.0	12996:
	15:12:00	1148.1167	13248.3	-0.2	35.6	0.0	13015:
	17:06:00	1150.0167	13248.1	-0.2	35.6	0.0	13034:
	19:00:00	1151.9167	13248.1	0.0	35.6	0.0	13053:
	20:54:00	1153.8167	13247.9	-0.2	35.6	0.0	13072:
	22:48:00	1155.7167	13247.8	-0.1	35.6	0.0	13091:
1998/05/10	00:42:00	1157.6167	13247.8	0.0	35.6	0.0	13110:
	02:36:00	1159.5167	13247.8	0.0	35.6	0.0	13129:
	04:30:00	1161.4167	13247.8	0.0	35.6	0.0	13148:
	06:24:00	1163.3167	13247.9	0.1	35.6	0.0	13167:
	08:18:00	1165.2167	13248.3	0.4	35.6	0.0	13186:
	10:12:00	1167.1167	13248.3	0.0	35.6	-0.0	13205:
	12:06:00	1169.0167	13248.4	0.1	35.6	0.0	13224:
	14:00:00	1170.9167	13248.4	0.0	35.6	0.0	13243:
	15:54:00	1172.8167	13248.4	-0.1	35.6	0.0	13262:
	17:48:00	1174.7167	13248.2	-0.1	35.6	0.0	13281:
	19:42:00	1176.6167	13248.1	-0.1	35.6	0.0	13300:
	21:36:00	1178.5167	13247.9	-0.2	35.6	0.0	13319:
	23:30:00	1180.4167	13247.6	-0.3	35.6	0.0	13338:

Absolute pressures are converted to gauge pressures  
 assuming a barometric pressure of 90 kPa.  
 Reporting on an interval of 1 in 19 data points.

GENCO PRESSURE CONTROL LIMITED

(403) 250-3800

Calgary, AB.

PRESSURE TRANSIENT TEST DATA

Company: Northern Cross (Yukon) Limited  
Mobil Socony W.M. Chance

LSD: YTG-08  
Bottom Gauge

Date	Time	dt (hrs)	P (kPaG)	dP	T (°C)	dT	Pt. #
	01:24:00	1182.3167	13247.5	-0.1	35.6	0.0	13357:
	03:18:00	1184.2167	13247.5	0.0	35.6	0.0	13376:
	05:12:00	1186.1167	13247.5	0.0	35.6	0.0	13395:
	07:06:00	1188.0167	13247.5	0.0	35.6	0.0	13414:
	09:00:00	1189.9167	13247.5	0.0	35.6	0.0	13433:
	10:54:00	1191.8167	13247.7	0.2	35.6	0.0	13452:
	12:48:00	1193.7167	13247.8	0.1	35.6	0.0	13471:
	14:42:00	1195.6167	13247.8	0.0	35.6	0.0	13490:
	16:36:00	1197.5167	13247.8	0.0	35.6	0.0	13509:
	18:30:00	1199.4167	13247.8	0.0	35.6	0.0	13528:
	20:24:00	1201.3167	13247.8	0.0	35.6	0.0	13547:
	22:18:00	1203.2167	13247.8	0.0	35.6	0.0	13566:
1998/05/12	00:12:00	1205.1167	13247.8	0.0	35.6	0.0	13585:
	02:06:00	1207.0167	13247.8	0.0	35.6	0.0	13604:
	04:00:00	1208.9167	13247.8	0.0	35.6	0.0	13623:
	05:54:00	1210.8167	13247.8	0.0	35.6	0.0	13642:
	07:48:00	1212.7167	13247.8	0.0	35.6	0.0	13661:
	09:42:00	1214.6167	13247.8	0.0	35.6	0.0	13680:
	11:36:00	1216.5167	13248.0	0.2	35.6	0.0	13699:
	13:30:00	1218.4167	13248.1	0.1	35.6	0.0	13718:
	15:24:00	1220.3167	13248.1	0.0	35.6	0.0	13737:
	17:18:00	1222.2167	13248.1	0.0	35.6	0.0	13756:
	19:12:00	1224.1167	13248.1	0.0	35.6	0.0	13775:
	21:06:00	1226.0167	13248.1	0.0	35.6	0.0	13794:
	23:00:00	1227.9167	13248.1	0.0	35.6	0.0	13813:
1998/05/13	00:54:00	1229.8167	13247.9	-0.2	35.6	0.0	13832:
	02:48:00	1231.7167	13247.8	-0.1	35.6	0.0	13851:
	04:42:00	1233.6167	13247.8	0.0	35.6	0.0	13870:
	06:36:00	1235.5167	13247.8	0.0	35.6	0.0	13889:
	08:30:00	1237.4167	13247.8	0.0	35.6	0.0	13908:
	10:24:00	1239.3167	13247.9	0.1	35.6	0.0	13927:
	12:18:00	1241.2167	13248.1	0.2	35.6	0.0	13946:
	14:12:00	1243.1167	13248.2	0.1	35.6	-0.0	13965:
	16:06:00	1245.0167	13248.4	0.2	35.6	-0.0	13984:
	18:00:00	1246.9167	13248.2	-0.2	35.6	0.0	14003:
	19:54:00	1248.8167	13248.0	-0.2	35.6	0.0	14022:
	21:48:00	1250.7167	13247.8	-0.2	35.6	0.0	14041:
	23:42:00	1252.6167	13247.8	0.0	35.6	0.0	14060:
1998/05/14	01:36:00	1254.5167	13247.8	0.0	35.6	0.0	14079:
	03:30:00	1256.4167	13247.8	0.0	35.6	0.0	14098:
	05:24:00	1258.3167	13247.8	0.0	35.6	0.0	14117:
	07:18:00	1260.2167	13247.8	0.0	35.6	0.0	14136:
	09:12:00	1262.1167	13247.8	0.0	35.6	0.0	14155:
	11:06:00	1264.0167	13247.8	0.0	35.6	0.0	14174:

Absolute pressures are converted to gauge pressures assuming a barometric pressure of 90 kPa.  
Reporting on an interval of 1 in 19 data points.

GENCO PRESSURE CONTROL LIMITED

(403) 250-3800

Calgary, AB.

PRESSURE TRANSIENT TEST DATA

Company: Northern Cross (Yukon) Limited  
Mobil Socony W.M. Chance

USD YTG-08  
Bottom Gauge

Date	Time	dt (hrs)	P (kPaG)	dP	T (°C)	dT	Pt. #
	00:36:00	1349.5167	13247.1	0.0	35.6	0.0	15029:
	02:30:00	1351.4167	13247.1	0.0	35.6	0.0	15048:
	04:24:00	1353.3167	13247.1	0.0	35.6	0.0	15067:
	06:18:00	1355.2167	13247.3	0.2	35.6	-0.0	15086:
	08:12:00	1357.1167	13247.7	0.3	35.6	0.0	15105:
	10:06:00	1359.0167	13248.1	0.4	35.6	-0.0	15124:
	12:00:00	1360.9167	13248.3	0.2	35.6	-0.0	15143:
	13:54:00	1362.8167	13248.3	0.0	35.6	0.0	15162:
	15:48:00	1364.7167	13248.1	-0.2	35.6	0.0	15181:
	17:42:00	1366.6167	13247.3	-0.8	35.6	0.0	15200:
	19:36:00	1368.5167	13247.0	-0.3	35.6	0.0	15219:
	21:30:00	1370.4167	13247.0	0.0	35.6	0.0	15238:
	23:24:00	1372.3167	13247.0	0.0	35.6	0.0	15257:
1998/05/19	01:18:00	1374.2167	13247.0	0.0	35.6	0.0	15276:
	03:12:00	1376.1167	13247.0	0.0	35.6	0.0	15295:
	05:06:00	1378.0167	13247.1	0.1	35.6	0.0	15314:
	07:00:00	1379.9167	13247.3	0.2	35.6	0.0	15333:
	08:54:00	1381.8167	13247.3	0.0	35.6	0.0	15352:
	10:48:00	1383.7167	13247.3	0.0	35.6	0.0	15371:
	12:42:00	1385.6167	13247.4	0.1	35.6	0.0	15390:
	14:36:00	1387.5167	13247.5	0.1	35.6	0.0	15409:
	16:30:00	1389.4167	13247.5	0.0	35.6	0.0	15428:
	18:24:00	1391.3167	13247.5	0.0	35.6	0.0	15447:
	20:18:00	1393.2167	13247.4	-0.1	35.6	0.0	15466:
	22:12:00	1395.1167	13247.1	-0.3	35.6	0.0	15485:
1998/05/20	00:06:00	1397.0167	13247.0	-0.1	35.6	0.0	15504:
	02:00:00	1398.9167	13246.8	-0.2	35.6	0.0	15523:
	03:54:00	1400.8167	13246.8	0.0	35.6	-0.0	15542:
	05:48:00	1402.7167	13247.0	0.2	35.6	0.0	15561:
	07:42:00	1404.6167	13247.1	0.1	35.6	0.0	15580:
	09:36:00	1406.5167	13247.3	0.2	35.6	0.0	15599:
	11:30:00	1408.4167	13247.4	0.1	35.6	0.0	15618:
	13:24:00	1410.3167	13247.4	0.0	35.6	0.0	15637:
	15:18:00	1412.2167	13247.4	0.0	35.6	-0.0	15656:
	17:12:00	1414.1167	13247.4	0.0	35.6	0.0	15675:
	19:06:00	1416.0167	13247.4	0.0	35.6	0.0	15694:
	21:00:00	1417.9167	13247.4	0.0	35.6	0.0	15713:
	22:54:00	1419.8167	13247.4	0.0	35.6	0.0	15732:
1998/05/21	00:48:00	1421.7167	13247.4	0.0	35.6	0.0	15751:
	02:42:00	1423.6167	13247.4	0.0	35.6	0.0	15770:
	04:36:00	1425.5167	13247.4	0.0	35.6	0.0	15789:
	06:30:00	1427.4167	13247.4	0.0	35.6	0.0	15808:
	08:24:00	1429.3167	13247.4	0.0	35.6	0.0	15827:
	10:18:00	1431.2167	13247.5	0.1	35.6	-0.0	15846:

Absolute pressures are converted to gauge pressures  
assuming a barometric pressure of 90 kPa.  
Reporting on an interval of 1 in 19 data points.



GENCO PRESSURE CONTROL LIMITED

(403) 250-3800

Calgary, AB.

PRESSURE TRANSIENT TEST DATA

Company Northern Cross (Yukon) Limited  
Mobil Socony W.M. Chance

LSD YTG-08  
Bottom Gauge

Date	Time	dt (hrs)	P (kPaG)	dP	T (°C)	dT	Pt. #
	12:12:00	1433.1167	13247.7	0.2	35.6	-0.0	15865:
	14:06:00	1435.0167	13248.0	0.3	35.6	-0.0	15884:
	16:00:00	1436.9167	13248.0	0.1	35.6	0.0	15903:
	17:54:00	1438.8167	13247.6	-0.4	35.6	0.0	15922:
	19:48:00	1440.7167	13247.4	-0.2	35.6	0.0	15941:
	21:42:00	1442.6167	13247.4	0.0	35.6	0.0	15960:
	23:36:00	1444.5167	13247.4	0.0	35.6	0.0	15979:
1998/05/22	01:30:00	1446.4167	13247.4	0.0	35.6	0.0	15998:
	03:24:00	1448.3167	13247.4	0.0	35.6	0.0	16017:
	05:18:00	1450.2167	13247.4	0.0	35.6	0.0	16036:
	07:12:00	1452.1167	13247.4	0.0	35.6	-0.0	16055:
	09:06:00	1454.0167	13247.4	0.0	35.6	0.0	16074:
	11:00:00	1455.9167	13247.4	0.0	35.6	0.0	16093:
	12:54:00	1457.8167	13247.6	0.2	35.6	0.0	16112:
	14:48:00	1459.7167	13247.7	0.1	35.6	0.0	16131:
	16:42:00	1461.6167	13247.7	0.0	35.6	0.0	16150:
	18:36:00	1463.5167	13247.5	-0.2	35.6	0.0	16169:
	20:30:00	1465.4167	13247.4	-0.1	35.6	0.0	16188:
	22:24:00	1467.3167	13247.4	0.0	35.6	0.0	16207:
1998/05/23	00:18:00	1469.2167	13247.4	0.0	35.6	0.0	16226:
	02:12:00	1471.1167	13247.4	0.0	35.6	0.0	16245:
	04:06:00	1473.0167	13247.4	0.0	35.6	0.0	16264:
	06:00:00	1474.9167	13247.4	0.0	35.6	0.0	16283:
	07:54:00	1476.8167	13247.4	0.0	35.6	0.0	16302:
	09:48:00	1478.7167	13247.7	0.3	35.6	-0.0	16321:
	11:42:00	1480.6167	13248.2	0.6	35.6	-0.0	16340:
	13:36:00	1482.5167	13248.3	0.1	35.6	-0.0	16359:
	15:30:00	1484.4167	13248.3	0.0	35.6	0.0	16378:
	17:24:00	1486.3167	13248.1	-0.2	35.6	0.0	16397:
	19:18:00	1488.2167	13248.0	-0.1	35.6	0.0	16416:
	21:12:00	1490.1167	13247.6	-0.4	35.6	0.0	16435:
	23:06:00	1492.0167	13247.3	-0.3	35.6	0.0	16454:
1998/05/24	01:00:00	1493.9167	13247.1	-0.2	35.6	0.0	16473:
	02:54:00	1495.8167	13247.1	0.0	35.6	0.0	16492:
	04:48:00	1497.7167	13247.1	0.0	35.6	0.0	16511:
	06:42:00	1499.6167	13247.3	0.2	35.6	0.0	16530:
	08:36:00	1501.5167	13247.5	0.1	35.6	-0.0	16549:
	10:30:00	1503.4167	13247.7	0.2	35.6	-0.0	16568:
	12:24:00	1505.3167	13247.8	0.1	35.6	0.0	16587:
	14:18:00	1507.2167	13247.8	0.0	35.6	0.0	16606:
	16:12:00	1509.1167	13247.8	0.0	35.6	0.0	16625:
	18:06:00	1511.0167	13247.7	-0.1	35.6	0.0	16644:
	20:00:00	1512.9167	13247.5	-0.2	35.6	0.0	16663:
	21:54:00	1514.8167	13247.2	-0.3	35.6	0.0	16682:

Absolute pressures are converted to gauge pressures assuming a barometric pressure of 90 kPa. Reporting on an interval of 1 in 19 data points.



GENCO PRESSURE CONTROL LIMITED

(403) 250-3800

Calgary, AB.

PRESSURE TRANSIENT TEST DATA

Company: Northern Cross (Yukon) Limited  
Mobil Socony W.M. Chance

LSD: YTG-08  
Bottom Gauge

Date	Time	dt(hrs)	P(kPaG)	dP	T(°C)	dT	Pt. #
	23:48:00	1516.7167	13246.9	-0.3	35.6	0.0	16701:
1998/05/25	01:42:00	1518.6167	13246.8	-0.1	35.6	0.0	16720:
	03:36:00	1520.5167	13246.8	0.0	35.6	-0.0	16739:
	05:30:00	1522.4167	13246.8	0.0	35.6	0.0	16758:
	07:24:00	1524.3167	13247.0	0.2	35.6	0.0	16777:
	09:18:00	1526.2167	13247.1	0.1	35.6	0.0	16796:
	11:12:00	1528.1167	13247.2	0.1	35.6	0.0	16815:
	13:06:00	1530.0167	13247.4	0.2	35.6	0.0	16834:
	15:00:00	1531.9167	13247.4	0.0	35.6	0.0	16853:
	16:54:00	1533.8167	13247.4	0.0	35.6	0.0	16872:
	18:48:00	1535.7167	13247.4	0.0	35.6	0.0	16891:
	20:42:00	1537.6167	13247.4	0.0	35.6	0.0	16910:
	22:36:00	1539.5167	13247.4	0.0	35.6	0.0	16929:
1998/05/26	00:30:00	1541.4167	13247.2	-0.2	35.6	0.0	16948:
	02:24:00	1543.3167	13247.2	0.0	35.6	0.0	16967:
	04:18:00	1545.2167	13247.2	0.0	35.6	0.0	16986:
	06:12:00	1547.1167	13247.2	0.0	35.6	0.0	17005:
	08:06:00	1549.0167	13247.2	0.0	35.6	0.0	17024:
	10:00:00	1550.9167	13247.2	0.0	35.6	0.0	17043:
	11:54:00	1552.8167	13247.2	0.0	35.6	0.0	17062:
	13:48:00	1554.7167	13246.9	-0.3	35.6	0.0	17081:
	15:42:00	1556.6167	13246.2	-0.7	35.6	0.0	17100:
	17:36:00	1558.5167	13246.0	-0.2	35.6	0.0	17119:
	19:30:00	1560.4167	13246.4	0.4	35.6	0.0	17138:
	21:24:00	1562.3167	13246.5	0.1	35.6	0.0	17157:
	23:18:00	1564.2167	13246.5	0.0	35.6	0.0	17176:
1998/05/27	01:12:00	1566.1167	13246.5	0.0	35.6	0.0	17195:
	03:06:00	1568.0167	13246.5	0.0	35.6	0.0	17214:
	05:00:00	1569.9167	13246.7	0.2	35.6	0.0	17233:
	06:54:00	1571.8167	13247.0	0.3	35.6	0.0	17252:
	08:48:00	1573.7167	13247.0	0.0	35.6	0.0	17271:
	10:42:00	1575.6167	13247.1	0.1	35.6	0.0	17290:
	12:36:00	1577.5167	13247.4	0.3	35.6	-0.0	17309:
	14:30:00	1579.4167	13247.8	0.3	35.6	-0.0	17328:
	16:24:00	1581.3167	13247.8	0.0	35.6	0.0	17347:
	18:18:00	1583.2167	13247.7	-0.1	35.6	0.0	17366:
	20:12:00	1585.1167	13247.7	0.0	35.6	0.0	17385:
	22:06:00	1587.0167	13247.6	-0.1	35.6	0.0	17404:
1998/05/28	00:00:00	1588.9167	13247.2	-0.4	35.6	0.0	17423:
	01:54:00	1590.8167	13247.1	-0.1	35.6	0.0	17442:
	03:48:00	1592.7167	13247.1	0.0	35.6	0.0	17461:
	05:42:00	1594.6167	13247.1	0.0	35.6	0.0	17480:
	07:36:00	1596.5167	13247.2	0.1	35.6	0.0	17499:
	09:30:00	1598.4167	13247.5	0.3	35.6	-0.0	17518:

Absolute pressures are converted to gauge pressures assuming a barometric pressure of 90 kPa. Reporting on an interval of 1 in 19 data points.

GENCO PRESSURE CONTROL LIMITED

(403) 250-3800

Calgary, AB.

PRESSURE TRANSIENT TEST DATA

Company: Northern Cross (Yukon) Limited  
Mobil Socony W.M. Chance

USD: YTG-08  
Bottom Gauge

Date	Time	dt(hrs)	P(kPaG)	dP	T(°C)	dT	Pt. #
	11:24:00	1600.3167	13247.7	0.2	35.6	-0.0	17537:
	13:18:00	1602.2167	13247.8	0.1	35.6	0.0	17556:
	15:12:00	1604.1167	13247.8	0.0	35.6	0.0	17575:
	17:06:00	1606.0167	13247.8	0.0	35.6	0.0	17594:
	19:00:00	1607.9167	13247.8	0.0	35.6	0.0	17613:
	20:54:00	1609.8167	13247.7	-0.1	35.6	0.0	17632:
	22:48:00	1611.7167	13247.7	0.0	35.6	0.0	17651:
1998/05/29	00:42:00	1613.6167	13247.7	0.0	35.6	0.0	17670:
	02:36:00	1615.5167	13247.6	-0.1	35.6	0.0	17689:
	04:30:00	1617.4167	13247.4	-0.2	35.6	0.0	17708:
	06:24:00	1619.3167	13247.4	0.0	35.6	0.0	17727:
	08:18:00	1621.2167	13247.0	-0.4	35.6	0.0	17746:
	10:12:00	1623.1167	13246.9	-0.1	35.6	0.0	17765:
	12:06:00	1625.0167	13246.9	0.0	35.6	0.0	17784:
	14:00:00	1626.9167	13247.0	0.1	35.6	0.0	17803:
	15:54:00	1628.8167	13247.0	0.0	35.6	0.0	17822:
	17:48:00	1630.7167	13247.0	0.0	35.6	0.0	17841:
	19:42:00	1632.6167	13247.0	0.0	35.6	0.0	17860:
	21:36:00	1634.5167	13247.0	0.0	35.6	0.0	17879:
	23:30:00	1636.4167	13247.0	0.0	35.6	0.0	17898:
1998/05/30	01:24:00	1638.3167	13247.0	0.0	35.6	0.0	17917:
	03:18:00	1640.2167	13246.9	-0.1	35.6	0.0	17936:
	05:12:00	1642.1167	13246.9	0.0	35.6	0.0	17955:
	07:06:00	1644.0167	13246.9	0.0	35.6	0.0	17974:
	09:00:00	1645.9167	13246.9	0.0	35.6	0.0	17993:
	10:54:00	1647.8167	13246.9	0.0	35.6	0.0	18012:
	12:48:00	1649.7167	13246.9	0.0	35.6	0.0	18031:
	14:42:00	1651.6167	13246.9	0.0	35.6	0.0	18050:
	16:36:00	1653.5167	13246.9	0.0	35.6	0.0	18069:
	18:30:00	1655.4167	13246.9	0.0	35.6	0.0	18088:
	20:24:00	1657.3167	13246.9	0.0	35.6	0.0	18107:
	22:18:00	1659.2167	13246.9	0.0	35.6	0.0	18126:
1998/05/31	00:12:00	1661.1167	13246.9	0.0	35.6	0.0	18145:
	02:06:00	1663.0167	13246.9	0.0	35.6	0.0	18164:
	04:00:00	1664.9167	13246.9	0.0	35.6	0.0	18183:
	05:54:00	1666.8167	13246.9	0.0	35.6	0.0	18202:
	07:48:00	1668.7167	13246.9	0.0	35.6	0.0	18221:
	09:42:00	1670.6167	13246.9	0.0	35.6	0.0	18240:
	11:36:00	1672.5167	13246.9	0.0	35.6	0.0	18259:
	13:30:00	1674.4167	13246.9	0.0	35.6	0.0	18278:
	15:24:00	1676.3167	13246.9	0.0	35.6	0.0	18297:
	17:18:00	1678.2167	13246.9	0.0	35.6	0.0	18316:
	19:12:00	1680.1167	13246.9	0.0	35.6	0.0	18335:
	21:06:00	1682.0167	13246.9	0.0	35.6	0.0	18354:

Absolute pressures are converted to gauge pressures  
assuming a barometric pressure of 90 kPa.  
Reporting on an interval of 1 in 19 data points.

GENCO PRESSURE CONTROL LIMITED

(403) 250-3800

Calgary, AB.

PRESSURE TRANSIENT TEST DATA

Company: Northern Cross (Yukon) Limited  
Mobil Socony W.M. Chance

LSD YTG-08  
Bottom Gauge

Data	Time	dt(hrs)	P(kPaG)	dP	T(°C)	dt	Pt. #
	23:00:00	1683.9167	13246.9	0.0	35.6	0.0	18373:
1998/06/01	00:54:00	1685.8167	13246.9	0.0	35.6	0.0	18392:
	02:48:00	1687.7167	13246.9	0.0	35.6	0.0	18411:
	04:42:00	1689.6167	13246.9	0.0	35.6	0.0	18430:
	06:36:00	1691.5167	13246.9	0.0	35.6	0.0	18449:
	08:30:00	1693.4167	13246.9	0.0	35.6	0.0	18468:
	10:24:00	1695.3167	13246.9	0.0	35.6	0.0	18487:
	12:18:00	1697.2167	13247.0	0.1	35.6	0.0	18506:
	14:12:00	1699.1167	13247.1	0.1	35.6	0.0	18525:
	16:06:00	1701.0167	13247.1	0.0	35.6	0.0	18544:
	18:00:00	1702.9167	13247.1	0.0	35.6	0.0	18563:
	19:54:00	1704.8167	13247.1	0.0	35.6	0.0	18582:
	21:48:00	1706.7167	13247.1	0.0	35.6	0.0	18601:
	23:42:00	1708.6167	13247.1	0.0	35.6	0.0	18620:
1998/06/02	01:36:00	1710.5167	13247.1	0.0	35.6	0.0	18639:
	03:30:00	1712.4167	13247.1	0.0	35.6	0.0	18658:
	05:24:00	1714.3167	13247.1	0.0	35.6	0.0	18677:
	07:18:00	1716.2167	13247.1	0.0	35.6	0.0	18696:
	09:12:00	1718.1167	13247.1	0.0	35.6	0.0	18715:
	11:06:00	1720.0167	13247.1	0.0	35.6	0.0	18734:
	13:00:00	1721.9167	13247.1	0.0	35.6	0.0	18753:
	14:54:00	1723.8167	13247.1	0.0	35.6	0.0	18772:
	16:48:00	1725.7167	13247.1	0.0	35.6	0.0	18791:
	18:42:00	1727.6167	13247.1	0.0	35.6	0.0	18810:
	20:36:00	1729.5167	13247.1	0.0	35.6	0.0	18829:
	22:30:00	1731.4167	13247.1	-0.1	35.6	0.0	18848:
1998/06/03	00:24:00	1733.3167	13247.1	0.0	35.6	0.0	18867:
	02:18:00	1735.2167	13247.1	0.0	35.6	0.0	18886:
	04:12:00	1737.116	13247.1	0.1	35.6	0.0	18905:
	06:06:00	1739.0167	13247.1	0.0	35.6	0.0	18924:
	08:00:00	1740.9167	13247.1	0.0	35.6	0.0	18943:
	09:54:00	1742.8167	13247.1	0.0	35.6	0.0	18962:
	11:48:00	1744.7167	13247.1	0.0	35.6	0.0	18981:
	13:42:00	1746.6167	13247.1	-0.1	35.6	0.0	19000:
	15:36:00	1748.5167	13247.1	0.0	35.6	0.0	19019:
	17:30:00	1750.4167	13247.1	0.0	35.6	0.0	19038:
	19:24:00	1752.3167	13247.1	0.1	35.6	0.0	19057:
	21:18:00	1754.2167	13247.1	0.0	35.6	0.0	19076:
	23:12:00	1756.1167	13247.1	0.0	35.6	0.0	19095:
1998/06/04	01:06:00	1758.0167	13247.0	-0.1	35.6	0.0	19114:
	03:00:00	1759.9167	13246.9	-0.1	35.6	0.0	19133:
	04:54:00	1761.8167	13246.9	0.0	35.6	0.0	19152:
	06:48:00	1763.7167	13246.9	0.0	35.6	0.0	19171:
	08:42:00	1765.6167	13246.9	0.0	35.6	0.0	19190:

Absolute pressures are converted to gauge pressures assuming a barometric pressure of 90 kPa.  
Reporting on an interval of 1 in 19 data points.



GENCO PRESSURE CONTROL LIMITED

(403) 250-3800

Calgary, AB.

PRESSURE TRANSIENT TEST DATA

Company: Northern Cross (Yukon) Limited  
Mobil Socony W.M. Chance

LSD: YTG-08  
Bottom Gauge

Date	Time	dt (hrs)	P (kPaG)	dP	T (°C)	dT	Pt. #
	10:36:00	1767.5167	13246.9	0.0	35.6	0.0	19209:
	12:30:00	1769.4167	13246.9	0.0	35.6	0.0	19228:
	14:24:00	1771.3167	13246.9	0.0	35.6	0.0	19247:
	16:18:00	1773.2167	13246.9	0.0	35.6	0.0	19266:
	18:12:00	1775.1167	13246.9	0.0	35.6	0.0	19285:
	20:06:00	1777.0167	13246.9	0.0	35.6	0.0	19304:
	22:00:00	1778.9167	13246.9	0.0	35.6	0.0	19323:
	23:54:00	1780.8167	13246.9	0.0	35.6	0.0	19342:
1998/06/05	01:48:00	1782.7167	13246.9	0.0	35.6	0.0	19361:
	03:42:00	1784.6167	13246.9	0.0	35.6	0.0	19380:
	05:36:00	1786.5167	13246.9	0.0	35.6	0.0	19399:
	07:30:00	1788.4167	13246.9	0.0	35.6	0.0	19418:
	09:24:00	1790.3167	13246.9	0.0	35.6	0.0	19437:
	11:18:00	1792.2167	13246.9	0.0	35.6	0.0	19456:
	13:12:00	1794.1167	13246.9	0.0	35.6	0.0	19475:
	15:06:00	1796.0167	13246.9	0.0	35.6	0.0	19494:
	17:00:00	1797.9167	13246.9	0.0	35.6	0.0	19513:
	18:54:00	1799.8167	13246.9	0.0	35.6	0.0	19532:
	20:48:00	1801.7167	13246.9	0.0	35.6	0.0	19551:
	22:42:00	1803.6167	13246.9	0.0	35.6	0.0	19570:
1998/06/06	00:36:00	1805.5167	13246.9	0.0	35.6	0.0	19589:
	02:30:00	1807.4167	13246.9	0.0	35.6	0.0	19608:
	04:24:00	1809.3167	13246.9	0.0	35.6	0.0	19627:
	06:18:00	1811.2167	13246.9	0.0	35.6	0.0	19646:
	08:12:00	1813.1167	13246.9	0.0	35.6	0.0	19665:
	10:06:00	1815.0167	13246.9	0.0	35.6	0.0	19684:
	12:00:00	1816.9167	13246.9	0.0	35.6	0.0	19703:
	13:54:00	1818.8167	13246.9	0.0	35.6	0.0	19722:
	15:48:00	1820.7167	13246.9	0.0	35.6	0.0	19741:
	17:42:00	1822.6167	13246.9	0.0	35.6	0.0	19760:
	19:36:00	1824.5167	13246.9	0.0	35.6	0.0	19779:
	21:30:00	1826.4167	13246.9	0.0	35.6	0.0	19798:
	23:24:00	1828.3167	13246.9	0.0	35.6	0.0	19817:
1998/06/07	01:18:00	1830.2167	13246.9	0.0	35.6	0.0	19836:
	03:12:00	1832.1167	13246.9	0.0	35.6	0.0	19855:
	05:06:00	1834.0167	13246.9	0.0	35.6	0.0	19874:
	07:00:00	1835.9167	13246.9	0.0	35.6	0.0	19893:
	08:54:00	1837.8167	13246.9	0.0	35.6	0.0	19912:
	10:48:00	1839.7167	13246.9	0.0	35.6	0.0	19931:
	12:42:00	1841.6167	13246.9	0.0	35.6	0.0	19950:
	14:36:00	1843.5167	13246.9	0.0	35.6	0.0	19969:
	16:30:00	1845.4167	13246.9	0.0	35.6	0.0	19988:
	18:24:00	1847.3167	13246.9	0.0	35.6	0.0	20007:
	20:18:00	1849.2167	13246.9	0.0	35.6	0.0	20026:

Absolute pressures are converted to gauge pressures  
assuming a barometric pressure of 90 kPa.  
Reporting on an interval of 1 in 19 data points.



GENCO PRESSURE CONTROL LIMITED

(403) 250-3800

Calgary, AB.

PRESSURE TRANSIENT TEST DATA

Company: Northern Cross (Yukon) Limited  
Mobil Socony W.M. Chance

LSD: YTG-08  
Bottom Gauge

Date	Time	dt(hrs)	P(kPaG)	dP	T(°C)	dT	Pt. #
	22:12:00	1851.1167	13246.9	0.0	35.6	0.0	20045:
1998/06/08	00:06:00	1853.0167	13246.8	-0.1	35.6	0.0	20064:
	02:00:00	1854.9167	13246.8	0.0	35.6	0.0	20083:
	03:54:00	1856.8167	13246.6	-0.2	35.6	0.0	20102:
	05:48:00	1858.7167	13246.6	0.0	35.6	0.0	20121:
	07:42:00	1860.6167	13246.6	0.0	35.6	0.0	20140:
	09:36:00	1862.5167	13246.6	0.0	35.6	0.0	20159:
	11:30:00	1864.4167	13246.6	0.0	35.6	0.0	20178:
	13:24:00	1866.3167	13246.6	0.0	35.6	0.0	20197:
	15:18:00	1868.2167	13246.6	0.0	35.6	0.0	20216:
	17:12:00	1870.1167	13246.6	0.0	35.6	0.0	20235:
	19:06:00	1872.0167	13246.6	0.0	35.6	0.0	20254:
	21:00:00	1873.9167	13246.6	0.0	35.6	0.0	20273:
	22:54:00	1875.8167	13246.6	0.0	35.6	0.0	20292:
1998/06/09	00:48:00	1877.7167	13246.6	0.0	35.6	0.0	20311:
	02:42:00	1879.6167	13246.6	0.0	35.6	0.0	20330:
	04:36:00	1881.5167	13246.6	0.0	35.6	0.0	20349:
	06:30:00	1883.4167	13246.6	0.0	35.6	0.0	20368:
	08:24:00	1885.3167	13246.6	0.0	35.6	0.0	20387:
	10:18:00	1887.2167	13246.6	0.0	35.6	0.0	20406:
	12:12:00	1889.1167	13246.6	0.0	35.6	0.0	20425:
	14:06:00	1891.0167	13246.6	0.0	35.6	0.0	20444:
	16:00:00	1892.9167	13246.6	0.0	35.6	0.0	20463:
	17:54:00	1894.8167	13246.6	0.0	35.6	0.0	20482:
	19:48:00	1896.7167	13246.6	0.0	35.6	0.0	20501:
	21:42:00	1898.6167	13246.6	0.0	35.6	0.0	20520:
	23:36:00	1900.5167	13246.6	0.0	35.6	0.0	20539:
1998/06/10	01:30:00	1902.4167	13246.6	0.0	35.6	0.0	20558:
	03:24:00	1904.3167	13246.6	0.0	35.6	0.0	20577:
	05:18:00	1906.2167	13246.6	0.0	35.6	0.0	20596:
	07:12:00	1908.1167	13246.6	0.0	35.6	0.0	20615:
	09:06:00	1910.0167	13246.6	0.0	35.6	0.0	20634:
	11:00:00	1911.9167	13246.6	0.0	35.6	0.0	20653:
	12:54:00	1913.8167	13246.6	0.0	35.6	0.0	20672:
	14:48:00	1915.7167	13246.6	0.0	35.6	0.0	20691:
	16:42:00	1917.6167	13246.6	0.0	35.6	0.0	20710:
	18:36:00	1919.5167	13246.6	0.0	35.6	0.0	20729:
	20:30:00	1921.4167	13246.6	0.0	35.6	0.0	20748:
	22:24:00	1923.3167	13246.6	0.0	35.6	0.0	20767:
1998/06/11	00:18:00	1925.2167	13246.6	0.0	35.6	0.0	20786:
	02:12:00	1927.1167	13246.6	0.0	35.6	0.0	20805:
	04:06:00	1929.0167	13246.6	0.0	35.6	0.0	20824:
	06:00:00	1930.9167	13246.6	0.0	35.6	0.0	20843:
	07:54:00	1932.8167	13246.6	0.0	35.6	0.0	20862:

Absolute pressures are converted to gauge pressures assuming a barometric pressure of 90 kPa.  
Reporting on an interval of 1 in 19 data points.

GENCO PRESSURE CONTROL LIMITED

(403) 250-3800

Calgary, AB.

PRESSURE TRANSIENT TEST DATA

Company: Northern Cross (Yukon) Limited  
Mobil Socony W.M. Chance

LSD: YTG-08  
Bottom Gauge

Date	Time	dt (hrs)	P (kPaG)	dP	T (°C)	dT	Pt. #
	09:48:00	1934.7167	13246.6	0.0	35.6	0.0	20881
	11:42:00	1936.6167	13246.6	0.0	35.6	0.0	20900
	13:36:00	1938.5167	13246.6	0.0	35.6	0.0	20919
	15:30:00	1940.4167	13246.6	0.0	35.6	0.0	20938
	17:24:00	1942.3167	13246.6	0.0	35.6	0.0	20957
	19:18:00	1944.2167	13246.6	0.0	35.6	0.0	20976
	21:12:00	1946.1167	13246.6	0.0	35.6	0.0	20995
	23:06:00	1948.0167	13246.6	0.0	35.6	0.0	21014
1998/06/12	01:00:00	1949.9167	13246.6	0.0	35.6	0.0	21033
	02:54:00	1951.8167	13246.6	0.0	35.6	0.0	21052
	04:48:00	1953.7167	13246.6	0.0	35.6	0.0	21071
	06:42:00	1955.6167	13246.6	0.0	35.6	0.0	21090
	08:36:00	1957.5167	13246.6	0.0	35.6	0.0	21109
	10:30:00	1959.4167	13246.6	0.0	35.6	0.0	21128
	12:24:00	1961.3167	13246.6	0.0	35.6	0.0	21147
	14:18:00	1963.2167	13246.6	0.0	35.6	0.0	21166
	16:12:00	1965.1167	13246.6	0.0	35.6	0.0	21185
	18:06:00	1967.0167	13246.6	0.0	35.6	0.0	21204
	20:00:00	1968.9167	13246.6	0.0	35.6	0.0	21223
	21:54:00	1970.8167	13246.6	0.0	35.6	0.0	21242
	23:48:00	1972.7167	13246.6	0.0	35.6	0.0	21261
1998/06/13	01:42:00	1974.6167	13246.6	0.0	35.6	0.0	21280
	03:36:00	1976.5167	13246.6	0.0	35.6	0.0	21299
	05:30:00	1978.4167	13246.6	0.0	35.6	0.0	21318
	07:24:00	1980.3167	13246.6	0.0	35.6	0.0	21337
	09:18:00	1982.2167	13246.6	0.0	35.6	0.0	21356
	11:12:00	1984.1167	13246.6	0.0	35.6	0.0	21375
	13:06:00	1986.0167	13246.6	0.0	35.6	0.0	21394
	15:00:00	1987.9167	13246.6	0.0	35.6	0.0	21413
	16:54:00	1989.8167	13246.6	0.0	35.6	0.0	21432
	18:48:00	1991.7167	13246.6	0.0	35.6	0.0	21451
	20:42:00	1993.6167	13246.6	0.0	35.6	0.0	21470
	22:36:00	1995.5167	13246.6	0.0	35.6	0.0	21489
1998/06/14	00:30:00	1997.4167	13246.6	0.0	35.6	0.0	21508
	02:24:00	1999.3167	13246.6	0.0	35.6	0.0	21527
	04:18:00	2001.2167	13246.6	0.0	35.6	0.0	21546
	06:12:00	2003.1167	13246.6	0.0	35.6	0.0	21565
	08:06:00	2005.0167	13246.6	0.0	35.6	0.0	21584
	10:00:00	2006.9167	13246.6	0.0	35.6	0.0	21603
	11:54:00	2008.8167	13246.3	-0.3	35.6	0.0	21622
	13:48:00	2010.7167	13237.9	-8.4	35.6	0.0	21641
	15:42:00	2012.6167	13230.5	-7.4	35.6	-0.0	21660
	16:08:30	2013.0583	12969.2	-261.3	35.6	-0.0	21679
	16:18:00	2013.2167	13131.0	161.8	35.6	0.0	21698

Absolute pressures are converted to gauge pressures  
assuming a barometric pressure of 90 kPa.  
Reporting on an interval of 1 in 19 data points.

GENCO PRESSURE CONTROL LIMITED

(403) 250-3800

Calgary, AB.

PRESSURE TRANSIENT TEST DATA

Company: Northern Cross (Yukon) Limited  
Mobil Socony W.M. Chance

LSD: YTG-08  
Bottom Gauge

Date	Time	dt (hrs)	P (kPaG)	dP	T (°C)	dT	Pt. #
	16:39:00	2013.5667	13176.4	45.4	35.6	0.0	21717:
	17:05:00	2014.0000	13163.5	-12.9	35.6	0.0	21736:
	17:31:30	2014.4417	13120.1	-43.4	35.6	-0.0	21755:
	17:41:00	2014.6000	13273.8	153.8	35.6	-0.0	21774:
1998/06/14	18:18:00	2015.2167	0.0	-13273.8	17.9	-17.7	21791:

End Data Acquisition:

Absolute pressures are converted to gauge pressures  
assuming a barometric pressure of 90 kPa.  
Reporting on an interval of 1 in 19 data points.